












Rain shower for surface-mounted ceiling installation 300 x 240 mm - Brushed  
Platinum

SERIES SPECIFIC

28 041 980	Product version from 5/1/2022		
	<ul style="list-style-type: none"> <li>rain shower 300 x 240mm</li> <li>PURE RAIN, max. flow rate 12 l/min (at 3 bar)</li> <li>PURIFY RAIN, max. flow rate 6 l/min (at 3 bar)</li> <li>with anti-scale system</li> </ul>		Brushed Platinum
			28 041 980-06
	<b>Technical data:</b>		Chrome
			28 041 980-00
	<b>Planning tips:</b>		Platinum
	<ul style="list-style-type: none"> <li>Distance to ceiling from bottom edge of shower 40 mm</li> </ul>		28 041 980-08
			Brushed Durabrass (23kt Gold)
			28 041 980-28
	<ul style="list-style-type: none"> <li>For simultaneous control of the jet types, we recommend the xTool thermostat module</li> <li>Not suitable for use in a steam room.</li> <li>WRAS</li> </ul>		Matte Black
			28 041 980-33
			Brushed Dark Brass
			28 041 980-39
			Brushed Champagne (22kt Gold)
			28 041 980-46
			Champagne (22kt Gold)
			28 041 980-47
			Brushed Chrome
			28 041 980-93
			Brushed Dark Platinum
			28 041 980-99

Required miscellaneous

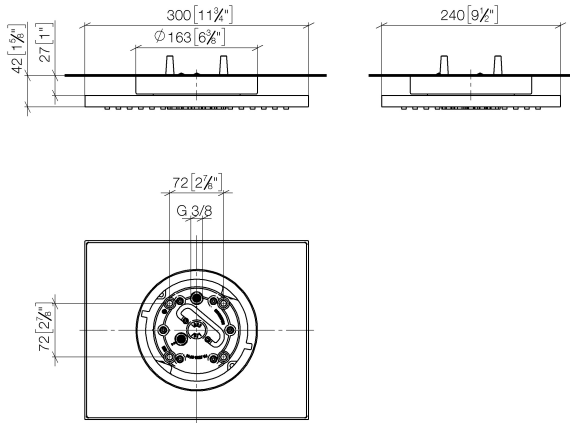


- Concealed ceiling installation box**
35 041 970 90
- with ceiling fixing -**
  - min. recess depth 90 mm
  - max. recess depth 115 mm
  - 2x female thread 1/2" outlet
  - concealed rough parts

# Rain shower for surface-mounted ceiling installation 300 x 240 mm - Brushed Platinum

SERIES SPECIFIC

28 041 980 Product version from 5/1/2022  
mm [inches]



## Flow rate chart



## Codes & Standards

DIN 4109

ISO 3822

Scottish Water  
Byelaws

UK Water Supply  
Regulations

Ü-Zeichen



## Rain shower for surface-mounted ceiling installation 300 x 240 mm - Brushed Platinum SERIES SPECIFIC

---

28 041 980 Product version from 5/1/2022

Certificates and sustainability

---

LGA\_38

WRAS\_240502



Spare parts list

No.	Item Number	Name	Quantity used	Delivery time
2	90 24 03 309 01 90	connection	1.00	2
3	90 24 03 309 00 90	connection	1.00	2
1	90 17 20 263 00 90	fixing set	1.00	2