













Rain shower for surface-mounted ceiling installation 300 x 240 mm - Matte Black
SERIES SPECIFIC

28 041 980	Product version from 5/1/2022		
	<ul style="list-style-type: none"> <li>rain shower 300 x 240mm</li> <li>PURE RAIN, max. flow rate 12 l/min (at 3 bar)</li> <li>PURIFY RAIN, max. flow rate 6 l/min (at 3 bar)</li> <li>with anti-scale system</li> </ul> <p><b>Technical data:</b></p> <ul style="list-style-type: none"> <li>Distance to ceiling from bottom edge of shower 40 mm</li> </ul> <p><b>Planning tips:</b></p> <ul style="list-style-type: none"> <li>For simultaneous control of the jet types, we recommend the xTool thermostat module</li> <li>Not suitable for use in a steam room.</li> <li>WRAS</li> </ul>	<div>  Matte Black 28 041 980-33 </div> <div>  Chrome 28 041 980-00 </div> <div>  Brushed Platinum 28 041 980-06 </div> <div>  Platinum 28 041 980-08 </div> <div>  Brushed Durabrass (23kt Gold) 28 041 980-28 </div> <div>  Brushed Dark Brass 28 041 980-39 </div> <div>  Brushed Champagne (22kt Gold) 28 041 980-46 </div> <div>  Champagne (22kt Gold) 28 041 980-47 </div> <div>  Brushed Chrome 28 041 980-93 </div> <div>  Brushed Dark Platinum 28 041 980-99 </div>	

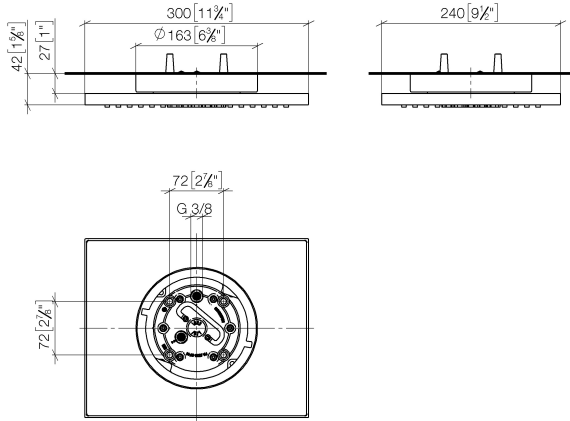
Required miscellaneous

	<b>Concealed ceiling installation box</b> 35 041 970 90 <b>with ceiling fixing -</b> <ul style="list-style-type: none"> <li>min. recess depth 90 mm</li> <li>max. recess depth 115 mm</li> <li>2x female thread 1/2" outlet</li> <li>concealed rough parts</li> </ul>
---	--

# Rain shower for surface-mounted ceiling installation 300 x 240 mm - Matte Black

SERIES SPECIFIC

28 041 980 Product version from 5/1/2022  
mm [inches]



## Flow rate chart



## Codes & Standards

DIN 4109

ISO 3822

Scottish Water  
Byelaws

UK Water Supply  
Regulations

Ü-Zeichen



## Rain shower for surface-mounted ceiling installation 300 x 240 mm - Matte Black

SERIES SPECIFIC

---

28 041 980 Product version from 5/1/2022

Certificates and sustainability

---

LGA\_38

WRAS\_240502



Spare parts list

No.	Item Number	Name	Quantity used	Delivery time
1	90 17 20 263 00 90	fixing set	1.00	2
2	90 24 03 309 01 90	connection	1.00	2
3	90 24 03 309 00 90	connection	1.00	2