

Rain shower for recessed ceiling installation with light 300 x 240 mm - Platinum

IMO

28 044 980





Fits: IMO, LULU, MEM, CL.1, CYO

- rain shower 300 x 240mm
- PURE RAIN, max. flow rate 12 l/min (at 3 bar)
- PURIFY RAIN, max. flow rate 6 l/min (at 3 bar)
- min. recess depth 137,5 mm
- with anti-scale system
- central RGBW LED spot
- RGBW LED ambient lighting
- For simultaneous control of the jet types, we recommend the xTool thermostat module
- Provided by customer: Zigbee gateway
- Not suitable for use in a steam room.

includes light bulbs with a Class G energy efficiency

includes light bulbs with a Class G energy efficiency

	Platinum	28 044 980-08
	Chrome	28 044 980-00
	Brushed Platinum	28 044 980-06
	Dark Chrome	28 044 980-19
	Brushed Durabronze (23kt Gold)	28 044 980-28
	Matte Black	28 044 980-33
	Brushed Champagne (22kt Gold)	28 044 980-46
	Champagne (22kt Gold)	28 044 980-47
	Brushed Chrome	28 044 980-93
	Brushed Dark Platinum	28 044 980-99

Required miscellaneous

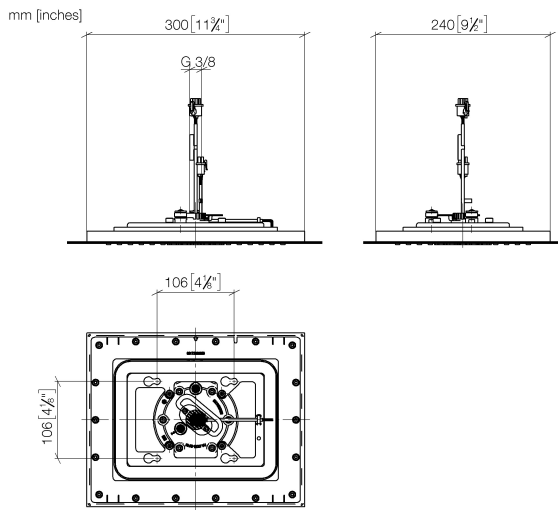


Concealed ceiling installation box for recessed ceiling installation with light -

35 044 970 90

- flush-mounted installation box 360x300 mm RAL 9003 signal white
- recess depth 137mm
- Supply pipe 7 m
- Input 100-240V AC 50-60Hz
- Output 12V DC SELV / Class II
- ZigBee Light Link RGBW controller
- Provided by customer: Zigbee gateway
- concealed rough parts

28 044 980



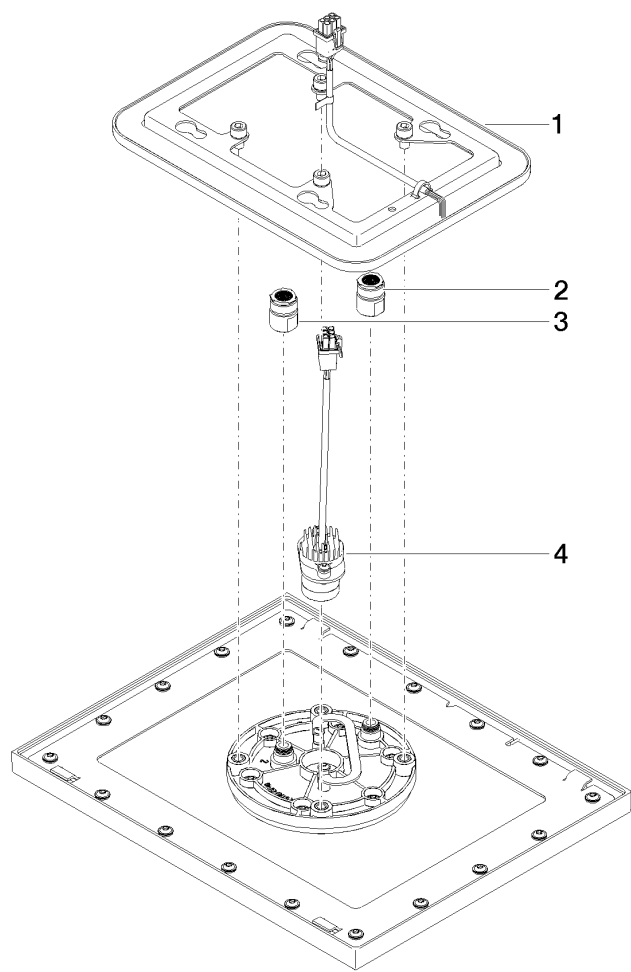
Flow rate chart



Certificates

LGA_38403.

28 044 980



Spare parts list

No.	Item Number	Name	Quantity used	Delivery time
1	90 10 01 224 00 90	electronic accessories	1	2
2	90 24 03 309 01 90	connection	1	2
3	90 24 03 309 00 90	connection	1	2
4	90 10 01 225 00 90	electronic accessories	1	2