







MADISON Wall elbow - Durabrand (23kt Gold)

28 450 410    Product version from 7/6/2018




- 1/2" shower outlet
- rosette Ø 55 mm
- 1/2" connection
- WRAS

Intrinsic protection against back flow.

	Durabrand (23kt Gold)	28 450 410-09
	Chrome	28 450 410-00
	Brushed Platinum	28 450 410-06
	Platinum	28 450 410-08
	Brushed Durabrand (23kt Gold)	28 450 410-28
	Brushed Dark Platinum	28 450 410-99

Recommended miscellaneous

- 

Concealed wall elbow -

•max. recess depth mm

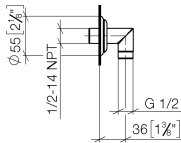
•min. recess depth mm

35 085 970 90

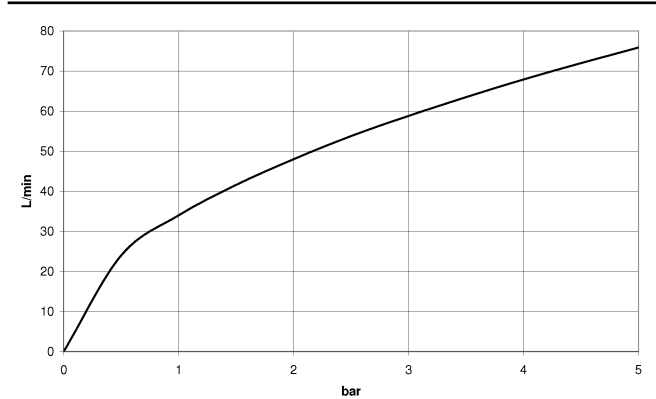
MADISON Wall elbow - Durabrace (23kt Gold)

28 450 410 Product version from 7/6/2018

mm [inches]



Flow rate chart



Codes & Standards

EN 1717

Scottish Water  
Byelaws

UK Water Supply  
Regulations



## MADISON Wall elbow - Durabrass (23kt Gold)

---

28 450 410 Product version from 7/6/2018

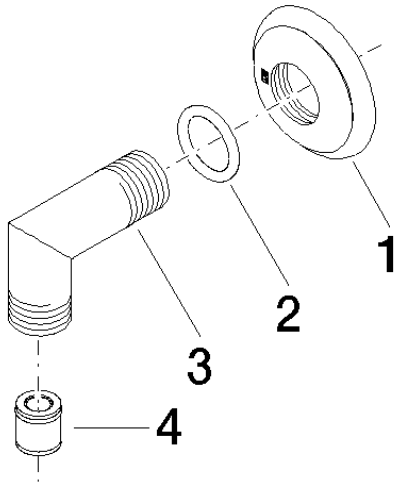
### Certificates

---

Belgaqua\_21-381-2 WRAS\_240502

# MADISON Wall elbow - Durabrand (23kt Gold)

28 450 410    Product version from 7/6/2018



## Spare parts list

No.	Item Number	Name	Quantity used	Delivery time
1	09 27 35 003-09	rosette	1	40
2	90 14 10 026 00 90	seal	1	2
3	09 11 03 121-09	connection	1	60
4	90 23 01 141 00 90	back-flow preventer	1	2