

## Wall elbow - Brushed Durabrand (23kt Gold)

















SERIES SPECIFIC

28 450 625 Product version up to 7/6/2018



- 3/8" shower outlet
- rosette Ø 55 mm
- 1/2" connection
- WRAS

Intrinsic protection against back flow.

|   |                               |               |
|---|-------------------------------|---------------|
|    | Brushed Durabrand (23kt Gold) | 28 450 625-28 |
|    | Chrome                        | 28 450 625-00 |
|    | brushed chrome                | 28 450 625-04 |
|    | Brushed Platinum              | 28 450 625-06 |
|    | Platinum                      | 28 450 625-08 |
|    | Dark Chrome                   | 28 450 625-19 |
|    | Light Gold                    | 28 450 625-26 |
|    | Brushed Light Gold            | 28 450 625-27 |
|    | Matte Black                   | 28 450 625-33 |
|   | Brushed Dark Brass            | 28 450 625-39 |
|  | Brushed Bronze                | 28 450 625-42 |
|  | aluminium                     | 28 450 625-45 |
|  | Brushed Champagne (22kt Gold) | 28 450 625-46 |
|  | Champagne (22kt Gold)         | 28 450 625-47 |
|  | Brushed Chrome                | 28 450 625-93 |
|  | Brushed Dark Platinum         | 28 450 625-99 |

### Recommended miscellaneous



- Concealed wall elbow -** 35 085 970 90
- max. recess depth 163 mm
  - min. recess depth 90 mm

28 450 625    Product version up to 7/6/2018

mm [inches]



Flow rate chart



Codes & Standards

|         |                           |                                |             |
|---------|---------------------------|--------------------------------|-------------|
| EN 1717 | Scottish Water<br>Byelaws | UK Water Supply<br>Regulations | XP P 41-280 |
|---------|---------------------------|--------------------------------|-------------|



## Wall elbow - Brushed Durabrass (23kt Gold)

SERIES SPECIFIC

28 450 625 Product version up to 7/6/2018

Certificates and sustainability

Belgaqua\_21-381-2 ACS\_20 ACC LY WRAS\_240702



Spare parts list

| No. | Item Number        | Name                | Quantity used | Delivery time |
|-----|--------------------|---------------------|---------------|---------------|
| 3   | 09 16 01 014 90    | ring                | 1.00          | 2             |
| 5   | 09 11 03 036-28    | connection          | 1.00          | 20            |
| 2   | 09 27 22 503-28    | rosette             | 1.00          | 20            |
| 1   | 90 14 10 026 00 90 | seal                | 1.00          | 2             |
| 6   | 90 21 02 069 00-28 | cover               | 1.00          | 20            |
| 4   | 90 23 01 141 00 90 | back-flow preventer | 2.00          | 2             |