

Shower head - Matte Black

28 504 670 Product version from 6/30/2015



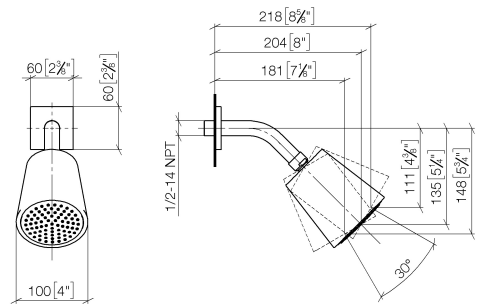
- 180-210mm projection
- ball-joint pivotable through 30°
- PURIFY RAIN, max. flow rate 7 l/min (at 3 bar)
- with anti-scale system
- spray head Ø 100mm
- rosette 60 x 60 mm
- 1/2" connection
- Function from: 6 l/min

| | | |
|---|-------------------------------------|---------------|
|  | Matte Black | 28 504 670-33 |
|  | Chrome | 28 504 670-00 |
|  | Brushed Platinum | 28 504 670-06 |
|  | Platinum | 28 504 670-08 |
|  | Dark Chrome | 28 504 670-19 |
|  | Brushed Light Gold | 28 504 670-27 |
|  | Brushed Durabronze (23kt Gold) | 28 504 670-28 |
|  | Brushed Champagne (22kt Gold) | 28 504 670-46 |
|  | Champagne (22kt Gold) | 28 504 670-47 |
|  | Brushed Chrome | 28 504 670-93 |
|  | Brushed Dark Platinum | 28 504 670-99 |

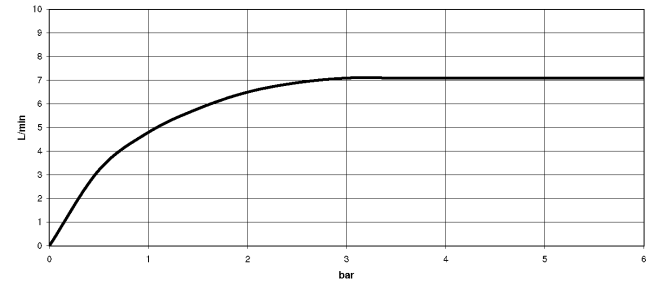
Shower head - Matte Black

28 504 670 Product version from 6/30/2015

mm [inches]



Flow rate chart



Codes & Standards

DIN 4109

ISO 3822

Ü-Zeichen



Shower head - Matte Black

28 504 670 Product version from 6/30/2015

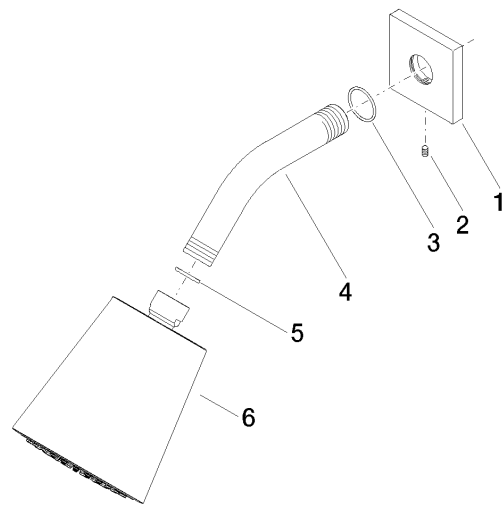
Certificates

LGA_19

Shower head - Matte Black

28 504 670 Product version from 6/30/2015

Parts for other
finishes can be found
here: [Chrome](#)



Spare parts list

| No. | Item Number | Name | Quantity used | Delivery time |
|-----|--------------------|------------|---------------|---------------|
| 1 | 09 27 98 003-33 | rosette | 1 | 30 |
| 2 | 09 31 11 048 90 | pin | 1 | 2 |
| 3 | 90 14 10 026 00 90 | seal | 1 | 2 |
| 4 | 09 11 03 011-33 | connection | 1 | 30 |
| 5 | 90 14 20 002 00 90 | seal | 1 | 2 |
| 6 | 90 12 05 054 00-33 | shower | 1 | 30 |