








Body spray without volume control FlowReduce - Matte Black

SERIES SPECIFIC

28 518 979 Product version from 4/1/2024



- spray head Ø 55mm
- ball-joint pivotable through 25° (in any direction)
- HORIZONTAL RAIN, max. flow rate 5 l/min (at 3 bar)
- with anti-scale system
- rosette Ø 55 mm
- 1/2" connection
- This product can help a building meet the requirements of Green Building Rating Systems, e.g. LEED®, BREEAM®, DGNB
- WRAS

| | | |
|---|-------------------------------|---------------|
|  | Matte Black | 28 518 979-33 |
|  | Chrome | 28 518 979-00 |
|  | Brushed Platinum | 28 518 979-06 |
|  | Platinum | 28 518 979-08 |
|  | Durabrand (23kt Gold) | 28 518 979-09 |
|  | Dark Chrome | 28 518 979-19 |
|  | Light Gold | 28 518 979-26 |
|  | Brushed Light Gold | 28 518 979-27 |
|  | Brushed Durabrand (23kt Gold) | 28 518 979-28 |
|  | Brushed Dark Brass | 28 518 979-39 |
|  | Brushed Bronze | 28 518 979-42 |
|  | Brushed Champagne (22kt Gold) | 28 518 979-46 |
|  | Champagne (22kt Gold) | 28 518 979-47 |
|  | Brushed Chrome | 28 518 979-93 |
|  | Brushed Dark Platinum | 28 518 979-99 |

Recommended miscellaneous

Concealed wall elbow -

35 085 970 90



- max. recess depth 163 mm
- min. recess depth 90 mm



Flow rate chart



Trajectory diagram



Codes & Standards

| | | | |
|------------------------|-----------------------------|-----------|----------|
| ASME A112.18.1 | cUPC | DIN 4109 | ISO 3822 |
| Scottish Water Byelaws | UK Water Supply Regulations | Ü-Zeichen | |



Body spray without volume control FlowReduce - Matte Black

SERIES SPECIFIC

28 518 979 Product version from 4/1/2024

Certificates and sustainability

| | | |
|--------|------------|-------------|
| LGA_38 | IAPMO_4976 | WRAS_240602 |
|--------|------------|-------------|



Spare parts list

| No. | Item Number | Name | Quantity used | Delivery time |
|-----|--------------------|-----------------------|---------------|---------------|
| 3 | 09 23 30 026-33 | nut | 1.00 | 30 |
| 5 | 09 16 01 014 90 | ring | 1.00 | 2 |
| 7 | 09 21 40 016-33 | connection | 1.00 | 30 |
| 6 | 09 23 01 048 90 | back-flow preventer | 1.00 | 2 |
| 4 | 09 14 15 010 90 | ring | 1.00 | 2 |
| 8 | 09 14 10 015 90 | seal | 1.00 | 2 |
| 9 | 90 12 05 027 00-33 | casing (completely) | 1.00 | 30 |
| 1 | 90 14 10 026 00 90 | seal | 1.00 | 2 |
| 2 | 09 27 22 019-33 | rosette | 1.00 | 30 |