











Rain shower with wall fixing FlowReduce 300 mm - Brushed Durabron (23kt Gold)

IMO

28 678 670



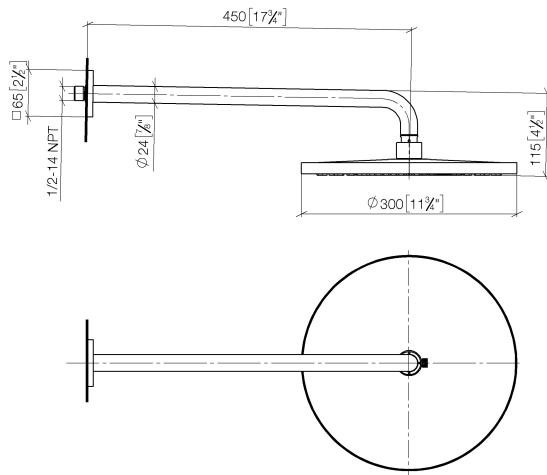
- 450mm projection
- rain shower Ø 300 mm
- rain flow
- max. flow 9 l/min
- Function from: 7 l/min
- rosette 65 x 65 mm
- 1/2" connection
- with anti-scale system
- quick clearing
- WRAS
- This product can help a building meet the requirements of Green Building Rating Systems, e.g. LEED®, BREEAM®, DGNB

	Brushed Durabron (23kt Gold)	28 678 670-28
	Chrome	28 678 670-00
	brushed chrome	28 678 670-93
	Brushed Platinum	28 678 670-06
	Platinum	28 678 670-08
	Dark Chrome	28 678 670-19
	Matte Black	28 678 670-33
	Brushed Champagne (22kt Gold)	28 678 670-46
	Champagne (22kt Gold)	28 678 670-47
	Brushed Dark Platinum	28 678 670-99

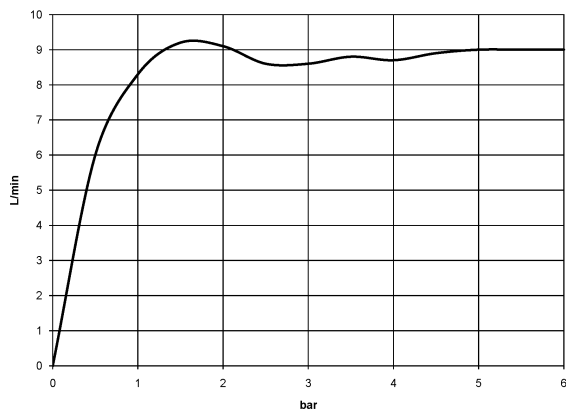
Rain shower with wall fixing FlowReduce 300 mm - Brushed Durabron (23kt Gold)

IMO

28 678 670
mm [inches]



Flow rate chart



Certificates

LGA_29235.