

## Rain shower with wall fixing 300 mm - Brushed Durabrand (23kt Gold)














TARA

28 679 970



- 450mm projection
- rain shower Ø 300 mm
- PURE RAIN, max. flow rate 14 l/min (at 3 bar)
- Function from: 10 l/min
- rosette Ø 60 mm
- 1/2" connection
- with anti-scale system
- quick clearing
- WRAS 2212012

Fits: TARA, LISSÉ, VAIA, META

	Brushed Durabrand (23kt Gold)	28 679 970-28
	Chrome	28 679 970-00
	Brushed Platinum	28 679 970-06
	Platinum	28 679 970-08
	Dark Chrome	28 679 970-19
	Light Gold	28 679 970-26
	Brushed Light Gold	28 679 970-27
	Matte Black	28 679 970-33
	Brushed Bronze	28 679 970-42
	Brushed Champagne (22kt Gold)	28 679 970-46
	Champagne (22kt Gold)	28 679 970-47
	Brushed Chrome	28 679 970-93
	Brushed Dark Platinum	28 679 970-99

### Recommended miscellaneous

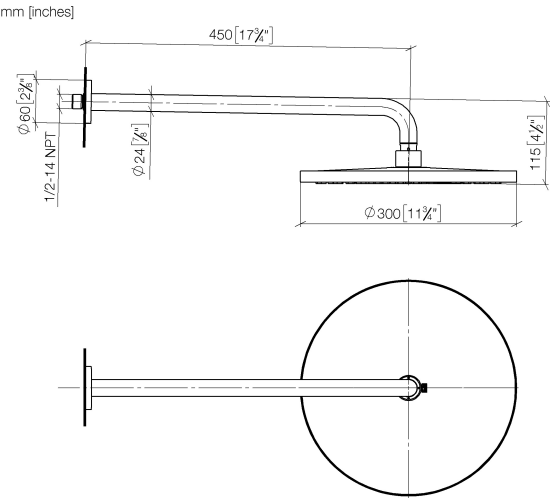


#### Concealed wall elbow -

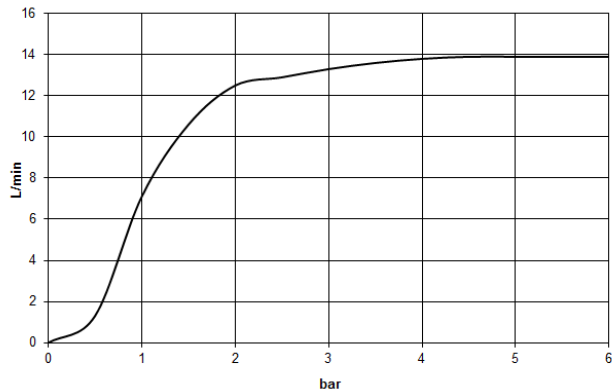
35 085 970 90

- max. recess depth 163 mm
- min. recess depth 90 mm

28 679 970



Flow rate chart



Codes & Standards

DIN 4109

EN 1112

ISO 3822

Scottish Water  
Byelaws

UK Water Supply  
Regulations

Ü-Zeichen



## Rain shower with wall fixing 300 mm - Brushed Durabron (23kt Gold)

TARA

28 679 970

### Certificates

LGA\_29

DVGW\_DW-  
6517DN0

WRAS\_2212

**Product version from 3/13/2017**





## Rain shower with wall fixing 300 mm - Brushed Durabrass (23kt Gold)

TARA

28 679 970

### Spare parts list

#### Product version from 3/13/2017

No.	Item Number	Name	Quantity used	Delivery time
	04 30 31 032 00 90	fixing set	9	2