





## TARA ULTRA POT FILLER Cold-water valve - Brushed Champagne (22kt Gold)

TARA ULTRA

30 805 875



- 500mm projection
- pivoting spout
- laminar flow
- cold water only
- max. flow 5.7 l/min at 3 bar flow pressure
- min. recess depth 125 mm
- max. recess depth 80 mm
- lead-free
- This product can help a building meet the requirements of Green Building Rating Systems, e.g. LEED®, BREEAM®, DGNB

	Brushed Champagne (22kt Gold)	30 805 875-46
	Chrome	30 805 875-00
	Brushed Platinum	30 805 875-06
	Platinum	30 805 875-08
	Durabrass (23kt Gold)	30 805 875-09
	Dark Chrome	30 805 875-19
	Brushed Durabrass (23kt Gold)	30 805 875-28
	Champagne (22kt Gold)	30 805 875-47
	Brushed Chrome	30 805 875-93
	Brushed Dark Platinum	30 805 875-99

### Required miscellaneous

**POT FILLER Concealed wall elbow** 35 087 970 90

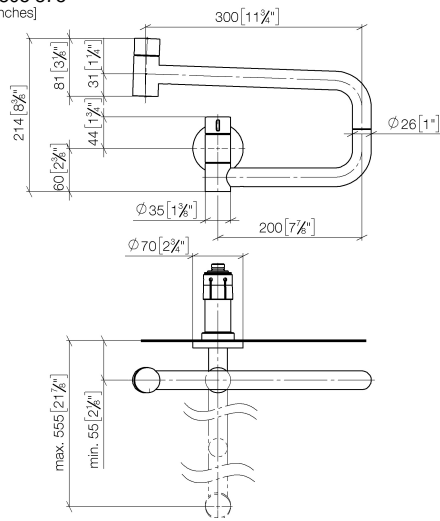


## TARA ULTRA POT FILLER Cold-water valve - Brushed Champagne (22kt Gold)

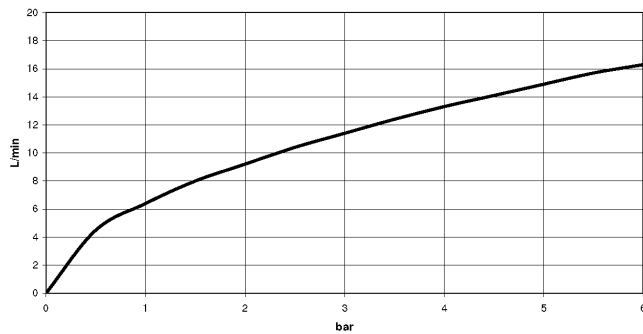
TARA ULTRA

30 805 875

mm [inches]



### Flow rate chart



### Codes & Standards

DIN 4109

ISO 3822

NSF372

NSF61

### Ü-Zeichen



TARA ULTRA POT FILLER Cold-water valve - Brushed Champagne (22kt Gold)

TARA ULTRA

30 805 875  
Certificates

IAPMO\_N-4      IAPMO\_6      LGA\_29

**TARA ULTRA POT FILLER Cold-water valve - Brushed Champagne (22kt Gold)**

TARA ULTRA

30 805 875





TARA ULTRA POT FILLER Cold-water valve - Brushed Champagne (22kt Gold)

TARA ULTRA

30 805 875

Spare parts list

No.	Item Number	Name	Quantity used	Delivery time
	09 20 62 025-46	handle	13	30