











TARA ULTRA POT FILLER Cold-water valve - Champagne (22kt Gold)

TARA ULTRA

30 805 875



- 500mm projection
- pivoting spout
- laminar flow
- cold water only
- max. flow 5.7 l/min at 3 bar flow pressure
- min. recess depth 125 mm
- max. recess depth 80 mm
- lead-free
- This product can help a building meet the requirements of Green Building Rating Systems, e.g. LEED®, BREEAM®, DGNB

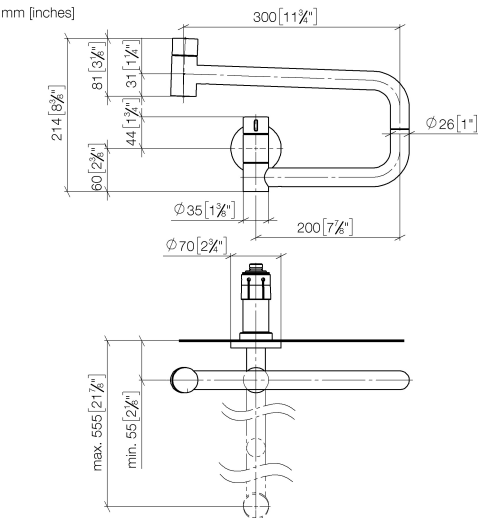
	Champagne (22kt Gold)	30 805 875-47
	Chrome	30 805 875-00
	Brushed Platinum	30 805 875-06
	Platinum	30 805 875-08
	Durabrand (23kt Gold)	30 805 875-09
	Dark Chrome	30 805 875-19
	Brushed Durabrand (23kt Gold)	30 805 875-28
	Brushed Champagne (22kt Gold)	30 805 875-46
	Brushed Chrome	30 805 875-93
	Brushed Dark Platinum	30 805 875-99

Required miscellaneous

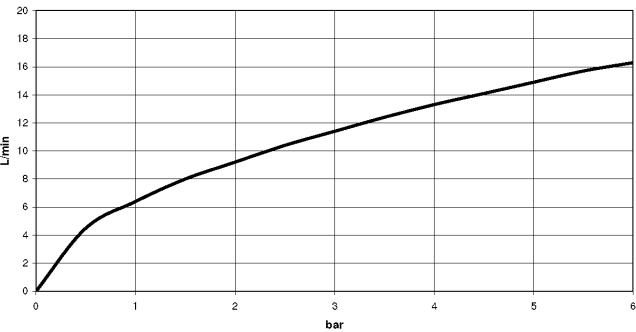
POT FILLER Concealed wall elbow 35 087 970 90



30 805 875



Flow rate chart



Codes & Standards

DIN 4109

ISO 3822

NSF372

NSF61

Ü-Zeichen



TARA ULTRA POT FILLER Cold-water valve - Champagne (22kt Gold)

TARA ULTRA

30 805 875

Certificates

IAPMO_N-4

IAPMO_6

LGA_29





TARA ULTRA POT FILLER Cold-water valve - Champagne (22kt Gold)

TARA ULTRA

30 805 875

Spare parts list

No.	Item Number	Name	Quantity used	Delivery time
	09 20 62 025-47	handle	13	30