








TARA Wall-mounted bridge mixer with extending spout - Brushed Platinum

TARA

31 151 892



- 365-545mm projection
- pivoting spout
- laminar flow
- 1/2" connection
- max. flow 8.3 l/min at 3 bar flow pressure
- lead-free
- This product can help a building meet the requirements of Green Building Rating Systems, e.g. LEED®, BREEAM®, DGNB

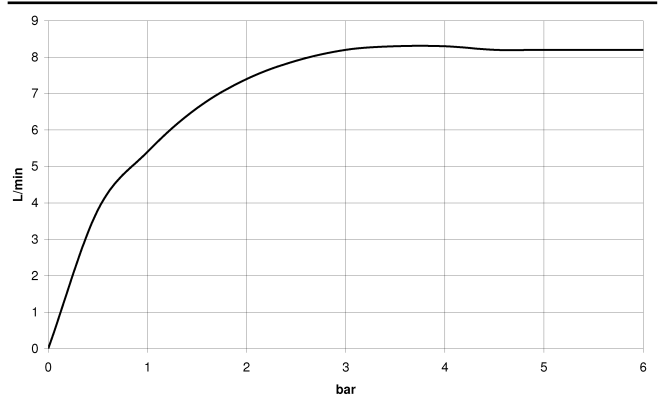
	Brushed Platinum	31 151 892-06
	Chrome	31 151 892-00
	Platinum	31 151 892-08
	Durabrand (23kt Gold)	31 151 892-09
	Dark Chrome	31 151 892-19
	Brushed Durabrand (23kt Gold)	31 151 892-28
	Brushed Champagne (22kt Gold)	31 151 892-46
	Champagne (22kt Gold)	31 151 892-47
	Brushed Chrome	31 151 892-93
	Brushed Dark Platinum	31 151 892-99

31 151 892

mm [inches]



Flow rate chart

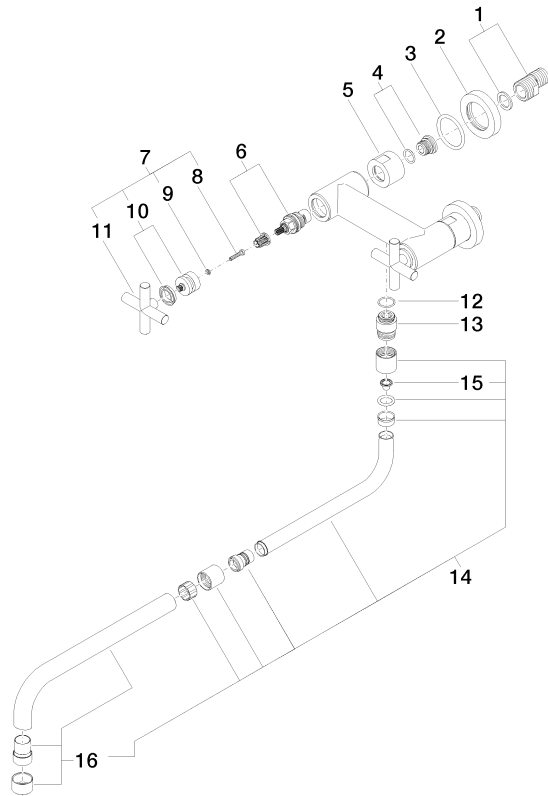


Certificates

LGA_19168.

31 151 892

Parts for other
finishes can be found
here: [Chrome](#)



Spare parts list

No.	Item Number	Name	Quantity used	Delivery time
1	04 11 04 003 00 90	connection	2	2
2	09 27 89 004-06	rosette	2	10
3	09 14 10 041 90	seal	2	2
4	04 29 05 014 00 90	nipple	2	2
5	09 23 30 012-06	nut	2	10
6	90 90 03 131 00 90	top	2	2
7	90 20 89 010 10-06	handle	2	10
8	90 30 30 075 00 90	screw	2	2
9	90 30 11 029 00 90	disc	2	2
10	90 12 12 007 00-06	base	2	10
11	09 20 89 010-06	handle	2	60
12	90 14 10 032 00 90	seal	1	2
13	09 24 03 093 10-06	nipple	1	10
14	04 28 25 075 00-06	spout	1	10
15	09 29 03 027 90	insert	1	2
16	90 28 25 076 00-06	spout	1	10