











## TARA Wall-mounted bridge mixer with extending spout - Champagne (22kt Gold)

TARA

31 151 892



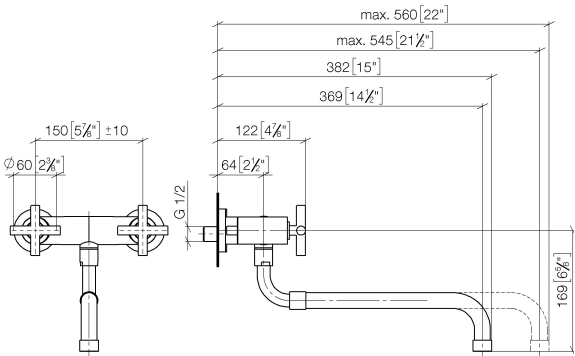
- 365-545mm projection
- pivoting spout
- laminar flow
- 1/2" connection
- max. flow 8.3 l/min at 3 bar flow pressure
- lead-free
- This product can help a building meet the requirements of Green Building Rating Systems, e.g. LEED®, BREEAM®, DGNB

	Champagne (22kt Gold)	31 151 892-47
	Chrome	31 151 892-00
	Brushed Platinum	31 151 892-06
	Platinum	31 151 892-08
	Durabrass (23kt Gold)	31 151 892-09
	Dark Chrome	31 151 892-19
	Brushed Durabrass (23kt Gold)	31 151 892-28
	Brushed Champagne (22kt Gold)	31 151 892-46
	Brushed Chrome	31 151 892-93
	Brushed Dark Platinum	31 151 892-99

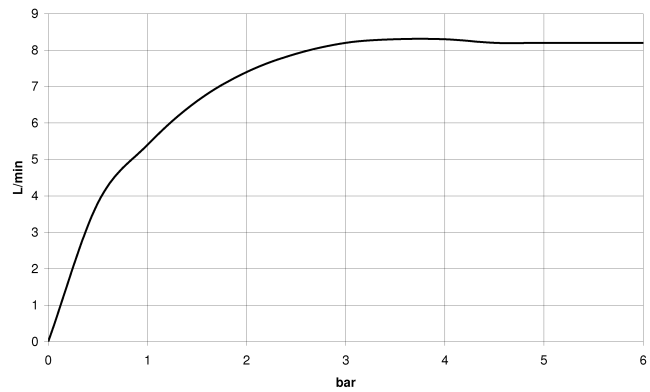
**TARA Wall-mounted bridge mixer with extending spout - Champagne (22kt Gold)**

TARA

31 151 892  
mm [inches]



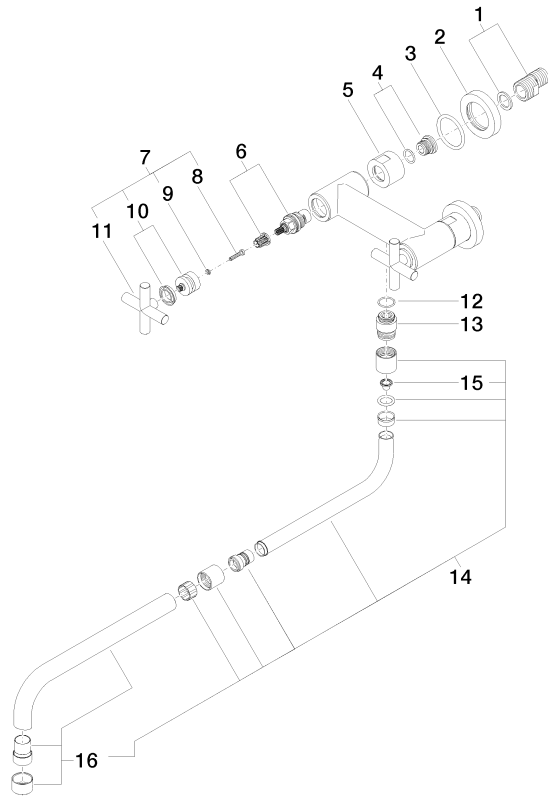
**Flow rate chart**



## TARA Wall-mounted bridge mixer with extending spout - Champagne (22kt Gold)

TARA

31 151 892  
Parts for other  
finishes can be found  
here: [Chrome](#)



### Spare parts list

No.	Item Number	Name	Quantity used	Delivery time
1	04 11 04 003 00 90	connection	2	2
2	09 27 89 004-47	rosette	2	60
3	09 14 10 041 90	seal	2	2
4	04 29 05 014 00 90	nipple	2	2
5	09 23 30 012-47	nut	2	30
6	90 90 03 131 00 90	top	2	2
7	90 20 89 010 10-47	handle	2	30
8	90 30 30 075 00 90	screw	2	2
9	90 30 11 029 00 90	disc	2	2
10	90 12 12 007 00-47	base	2	30
11	09 20 89 010-47	handle	2	60
12	90 14 10 032 00 90	seal	1	2
13	09 24 03 093 10-47	nipple	1	30
14	04 28 25 075 00-47	spout	1	30
15	09 29 03 027 90	insert	1	2
16	90 28 25 076 00-47	spout	1	30