

IMO Single-lever bath mixer for wall mounting without shower set - Dark
Chrome







IMO

33 200 671 Product version from 4/1/2024



- 190mm projection
- rectangular normal flow
- automatic bath/shower diverter
- 3/8" shower outlet
- slide-on rosettes Ø 60 mm
- 1/2" connection
- gauge 150 mm - 15 mm
- max. flow 16.7 l/min at 3 bar flow pressure

Intrinsic protection against back flow.

| | | |
|---|-----------------------|---------------|
|  | Dark Chrome | 33 200 671-19 |
|  | Chrome | 33 200 671-00 |
|  | Brushed Platinum | 33 200 671-06 |
|  | Matte Black | 33 200 671-33 |
|  | Brushed Chrome | 33 200 671-93 |
|  | Brushed Dark Platinum | 33 200 671-99 |

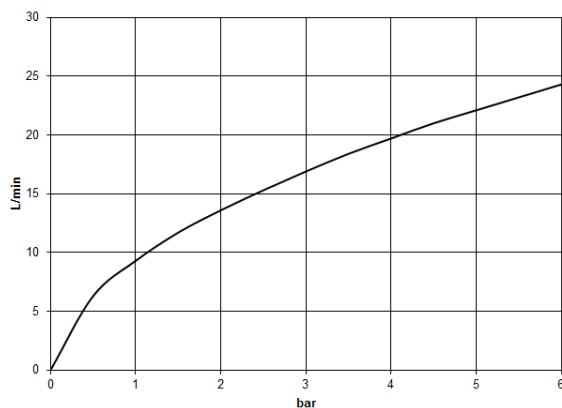
IMO Single-lever bath mixer for wall mounting without shower set - Dark Chrome

IMO

33 200 671 Product version from 4/1/2024
mm [inches]



Flow rate chart



Codes & Standards

DIN 4109

ISO 3822

Scottish Water
Byelaws

UK Water Supply
Regulations

Ü-Zeichen



IMO Single-lever bath mixer for wall mounting without shower set - Dark Chrome

IMO

33 200 671 Product version from 4/1/2024

Certificates and sustainability

LGA_38

WRAS_250102

IMO Single-lever bath mixer for wall mounting without shower set - Dark Chrome

IMO

33 200 671 Product version from 4/1/2024

Parts for other
finishes can be found
here: [Chrome](#)



Spare parts list

| No. | Item Number | Name | Quantity used | Delivery time |
|--|--------------------|---------------------|---------------|---------------|
| 5 | 09 14 10 008 90 | seal | 2.00 | 2 |
| 15 | 09 28 30 032-19 | cover | 1.00 | 20 |
| 14 | 90 15 05 046 01 90 | cartridge | 1.00 | 2 |
| 4 | 09 29 05 005 20 90 | nipple | 2.00 | 60 |
| 9 | 90 23 01 141 00 90 | back-flow preventer | 1.00 | 2 |
| 11 | 09 24 03 115 20-19 | nipple | 1.00 | 20 |
| 13 | 90 11 06 228 00-19 | spout | 1.00 | - |
| Spare part can no longer be ordered, please order the replacement item | | | | |
| 10 | 90 14 10 032 00 90 | seal | 1.00 | 2 |
| 6 | 09 23 10 048-19 | nut | 2.00 | 20 |
| 1 | 04 11 04 030 00 90 | connection | 1.00 | 2 |
| 8 | 09 20 62 031-19 | handle | 1.00 | 20 |
| 16 | 90 20 67 020 00-19 | handle | 1.00 | 20 |
| 3 | 09 14 10 119 90 | seal | 2.00 | 2 |
| 2 | 09 27 62 004-19 | rosette | 2.00 | 20 |
| 12 | 90 21 02 069 00-19 | cover | 1.00 | 20 |
| 7 | 09 18 40 059-19 | sleeve | 2.00 | 20 |