

LISSÉ Single-lever bath mixer for wall mounting without shower set - Dark Chrome








LISSÉ

33 200 845
Product version from 7/16/2018



- 190-200mm projection
- circular normal flow
- automatic bath/shower diverter
- 3/8" shower outlet
- slide-on rosettes Ø 60 mm
- 1/2" connection
- gauge 150 mm - 15 mm
- max. flow 13.5 l/min at 3 bar flow pressure
- WRAS

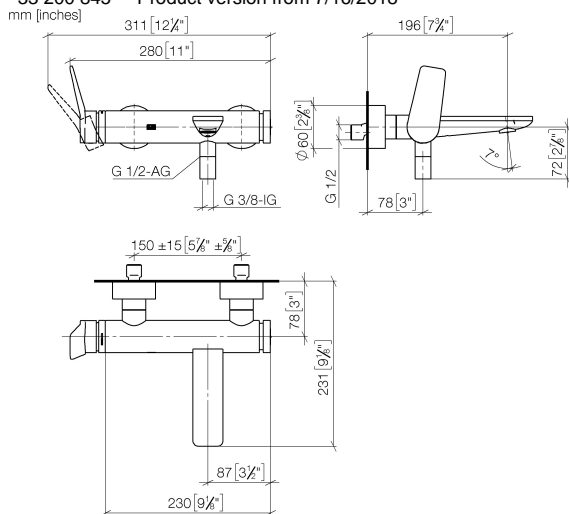
Intrinsic protection against back flow.

|   |                       |               |
|---|-----------------------|---------------|
|  | Dark Chrome           | 33 200 845-19 |
|  | Chrome                | 33 200 845-00 |
|  | Brushed Platinum      | 33 200 845-06 |
|  | Brushed Light Gold    | 33 200 845-27 |
|  | Matte Black           | 33 200 845-33 |
|  | Brushed Chrome        | 33 200 845-93 |
|  | Brushed Dark Platinum | 33 200 845-99 |

# LISSÉ Single-lever bath mixer for wall mounting without shower set - Dark Chrome

LISSÉ

33 200 845 Product version from 7/16/2018



## Flow rate chart



## Codes & Standards

ASME A112.18.1 cUPC DIN 4109 ISO 3822

Scottish Water  
Byelaws

UK Water Supply  
Regulations

Ü-Zeichen



LISSE Single-lever bath mixer for wall mounting without shower set - Dark  
Chrome

LISSE

33 200 845 Product version from 7/16/2018

Certificates and sustainability

LGA\_9

WRAS\_2311

IAPMO\_4976 (

# LISSÉ Single-lever bath mixer for wall mounting without shower set - Dark Chrome

LISSÉ

33 200 845 Product version from 7/16/2018

Parts for other  
finishes can be found  
here: [Chrome](#)





## LISSE Single-lever bath mixer for wall mounting without shower set - Dark Chrome

LISSE

33 200 845 Product version from 7/16/2018

### Spare parts list

| No. | Item Number        | Name                | Quantity used | Delivery time |
|-----|--------------------|---------------------|---------------|---------------|
| 7   | 09 24 04 296 90    | nut                 | 1.00          | 2             |
| 15  | 09 23 10 048-19    | nut                 | 2.00          | 20            |
| 27  | 09 30 30 113 20 90 | screw               | 2.00          | 2             |
| 23  | 09 24 03 115 20-19 | nipple              | 1.00          | 20            |
| 12  | 09 14 10 119 90    | seal                | 2.00          | 2             |
| 21  | 90 23 01 161 00-19 | aerator             | 1.00          | 20            |
| 4   | 90 31 20 087 00-19 | plug                | 1.00          | 20            |
| 30  | 09 21 10 035 20-19 | nipple              | 1.00          | 20            |
| 5   | 09 14 10 102 90    | seal                | 1.00          | 2             |
| 13  | 09 29 05 005 20-19 | nipple              | 2.00          | 20            |
| 24  | 90 14 10 032 00 90 | seal                | 1.00          | 2             |
| 3   | 09 28 30 032-19    | cover               | 1.00          | 20            |
| 1   | 09 20 84 021-19    | handle              | 1.00          | 60            |
| 14  | 09 14 10 008 90    | seal                | 2.00          | 2             |
| 26  | 09 14 10 001 90    | seal                | 2.00          | 2             |
| 19  | 90 14 10 011 00 90 | seal                | 1.00          | 2             |
| 9   | 90 15 05 064 00 90 | cartridge           | 1.00          | 2             |
| 29  | 09 14 10 101 90    | seal                | 1.00          | 2             |
| 16  | 09 18 40 059-19    | sleeve              | 2.00          | 20            |
| 28  | 90 31 09 032 00-19 | diverter            | 1.00          | 20            |
| 6   | 09 14 10 190 90    | seal                | 1.00          | 2             |
| 10  | 04 11 04 030 00 90 | connection          | 2.00          | 2             |
| 18  | 09 24 04 043 90    | nipple              | 1.00          | 2             |
| 17  | 09 14 10 003 90    | seal                | 1.00          | 2             |
| 31  | 09 20 62 031-19    | handle              | 1.00          | 20            |
| 11  | 09 27 62 004-19    | rosette             | 2.00          | 20            |
| 8   | 90 28 10 148 00 90 | accessories         | 1.00          | 2             |
| 2   | 90 31 11 030 00 90 | pin                 | 2.00          | 2             |
| 20  | 09 11 84 012-19    | spout               | 1.00          | 60            |
| 25  | 90 23 01 141 00 90 | back-flow preventer | 1.00          | 2             |
| 22  | 90 21 02 069 00-19 | cover               | 1.00          | 20            |