

Shower thermostat for wall installation - Brushed Durabrand (23kt Gold)










SERIES-VARIOUS

34 443 979 Product version from 5/1/2022



- 3/8" shower outlet
- slide-on rosettes Ø 70 mm
- 1/2" connection
- gauge 150 mm - 13 mm
- with volume control
- WRAS

Intrinsic protection against back flow.

| | | |
|---|-------------------------------|---------------|
|  | Brushed Durabrand (23kt Gold) | 34 443 979-28 |
|  | Chrome | 34 443 979-00 |
|  | Brushed Platinum | 34 443 979-06 |
|  | Platinum | 34 443 979-08 |
|  | Dark Chrome | 34 443 979-19 |
|  | Matte Black | 34 443 979-33 |
|  | Brushed Dark Brass | 34 443 979-39 |
|  | Brushed Champagne (22kt Gold) | 34 443 979-46 |
|  | Champagne (22kt Gold) | 34 443 979-47 |
|  | Brushed Chrome | 34 443 979-93 |
|  | Brushed Dark Platinum | 34 443 979-99 |

Required miscellaneous



TARA Regulator handle - Brushed Durabrand (23kt Gold) 11 431 892-28

34 443 979 Product version from 5/1/2022

mm [inches]



Flow rate chart



Codes & Standards

DIN 4109

EN 1717

ISO 3822

Scottish Water
Byelaws

UK Water Supply
Regulations

Ü-Zeichen



Shower thermostat for wall installation - Brushed Durabronz (23kt Gold)

SERIES-VARIOUS

34 443 979 Product version from 5/1/2022

Certificates and sustainability

Belgaqua_22_281_2 LGA_29

WRAS_2204

34 443 979 Product version from 5/1/2022

Parts for other
finishes can be found
here: [Chrome](#)



Spare parts list

| No. | Item Number | Name | Quantity used | Delivery time |
|-----|--------------------|------------|---------------|---------------|
| 11 | 90 30 40 017 00 90 | base | 1.00 | 2 |
| 1 | 90 17 33 015 00-28 | handle | 1.00 | 20 |
| 6 | 90 31 20 512 00-28 | rosette | 2.00 | 20 |
| 3 | 90 30 40 010 00 90 | regulator | 1.00 | 2 |
| 2 | 90 15 02 070 00 90 | cartridge | 1.00 | 2 |
| 7 | 09 29 30 050 90 | sieve | 2.00 | 2 |
| 9 | 09 24 77 008-00 | nut | 2.00 | 10 |
| 4 | 04 31 20 530 00 90 | insert | 1.00 | 2 |
| 8 | 04 31 20 540 00 90 | insert | 1.00 | 2 |
| 5 | 04 11 04 030 00 90 | connection | 2.00 | 2 |
| 13 | 09 31 20 511-28 | nipple | 1.00 | 60 |
| 10 | 90 90 03 236 00 90 | top | 1.00 | 2 |
| 14 | 90 21 02 069 00-28 | cover | 1.00 | 20 |
| 12 | 90 14 10 010 00 90 | seal | 1.00 | 2 |