




CL.1 Wall valve clockwise closing cold 1/2" - Champagne (22kt Gold)

CL.1


36 607 706 Product version from 10/14/2020



- rosette 60 x 60 mm
- with cold marking
- head part with cut-to-length spindle and sleeve
- WRAS

| | | |
|---|-------------------------------|---------------|
|  | Champagne (22kt Gold) | 36 607 706-47 |
|  | Chrome | 36 607 706-00 |
|  | Brushed Platinum | 36 607 706-06 |
|  | Dark Chrome | 36 607 706-19 |
|  | Brushed Champagne (22kt Gold) | 36 607 706-46 |
|  | Brushed Dark Platinum | 36 607 706-99 |

Required miscellaneous

| | | |
|---|--|---------------|
|  | <div> Wall valve 1/2" - <div> <div>•max. recess depth 150 mm</div> <div>•min. recess depth 105 mm</div> </div> </div> | 35 607 970 90 |
|---|--|---------------|

mm [inches]



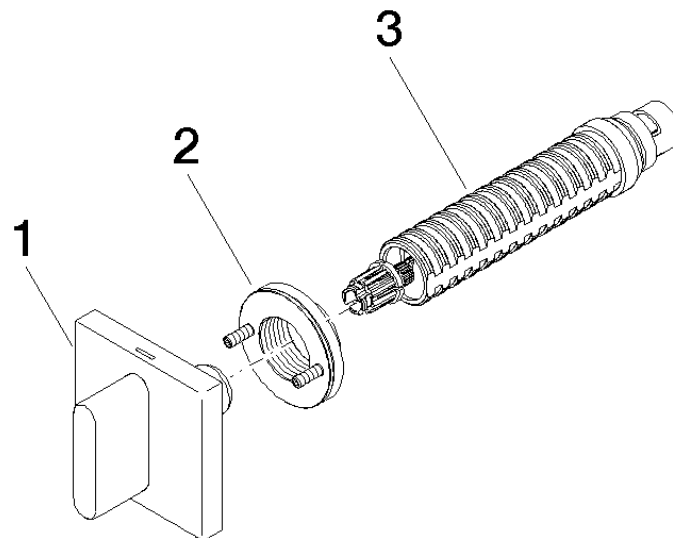
Codes & Standards

| | | | |
|----------|----------|---------------------------|--------------------------------|
| DIN 4109 | ISO 3822 | Scottish Water Byelaws | UK Water Supply Regulations |
|----------|----------|---------------------------|--------------------------------|

Ü-Zeichen

Certificates and sustainability

| | |
|--------|-----------|
| LGA_29 | WRAS_2010 |
|--------|-----------|



Spare parts list

| No. | Item Number | Name | Quantity used | Delivery time |
|-----|--------------------|-----------------|---------------|---------------|
| 1 | 90 20 70 051 02-47 | handle (cold) | 1.00 | 30 |
| 2 | 90 21 02 108 00 90 | disc | 1.00 | 2 |
| 3 | 90 90 03 143 00 90 | top | 1.00 | 2 |