







CL.1 Wall valve anti-clockwise closing hot 1/2" - Champagne (22kt Gold)

CL.1

36 627 707    Product version from 10/14/2020



- with CASCADE structure
- rosette 60 x 60 mm
- with hot marking
- head part with cut-to-length spindle and sleeve
- WRAS

	Champagne (22kt Gold)	36 627 707-47
	Chrome	36 627 707-00
	Brushed Platinum	36 627 707-06
	Dark Chrome	36 627 707-19
	Brushed Champagne (22kt Gold)	36 627 707-46
	Brushed Dark Platinum	36 627 707-99

CL.1 Wall valve anti-clockwise closing hot 1/2" - Champagne (22kt Gold)

CL.1

36 627 707    Product version from 10/14/2020

mm [inches]



Codes & Standards			
DIN 4109	ISO 3822	Scottish Water Byelaws	UK Water Supply Regulations
Ü-Zeichen			

Certificates and sustainability	
LGA_29	WRAS_2010

## CL.1 Wall valve anti-clockwise closing hot 1/2" - Champagne (22kt Gold)

CL.1

36 627 707 Product version from 10/14/2020

Parts for other  
finishes can be found  
here: [Chrome](#)

