

META Wall-mounted single-lever basin mixer without pop-up waste - Chrome

36 805 660 Product version from 5/1/2022



- 185mm projection
- fixed spout
- circular, air-enriched flow
- hole diameter 35 mm
- rosette Ø 60 mm
- max. flow 5.7 l/min
- lead-free
- with single-point mounting
- This product can help a building meet the requirements of Green Building Rating Systems, e.g. LEED®, BREEAM®, DGNB
- WRAS

	Chrome	36 805 660-00
	Brushed Platinum	36 805 660-06
	Dark Chrome	36 805 660-19
	Light Gold	36 805 660-26
	Brushed Light Gold	36 805 660-27
	Matte Black	36 805 660-33
	Brushed Bronze	36 805 660-42
	Brushed Champagne (22kt Gold)	36 805 660-46
	Champagne (22kt Gold)	36 805 660-47
	Brushed Chrome	36 805 660-93
	Brushed Dark Platinum	36 805 660-99

Required miscellaneous



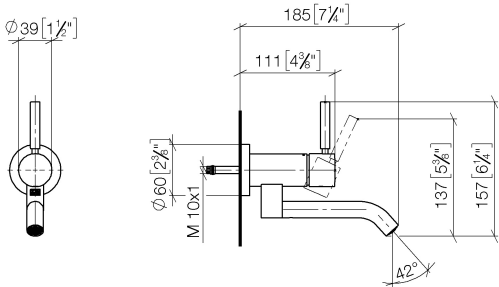
- Concealed wall mounting -** 35 050 970 90
- max. recess depth mm
 - min. recess depth mm

META Wall-mounted single-lever basin mixer without pop-up waste - Chrome

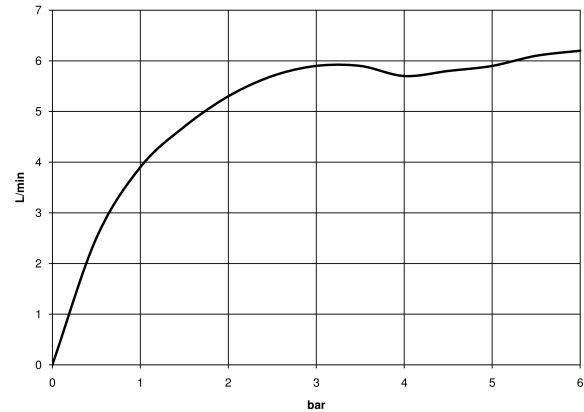
36 805 660

Product version from 5/1/2022

mm [inches]



Flow rate chart



Codes & Standards

DIN 4109	ISO 3822	Scottish Water Byelaws	UK Water Supply Regulations
----------	----------	------------------------	-----------------------------

Ü-Zeichen



META Wall-mounted single-lever basin mixer without pop-up waste - Chrome

36 805 660 Product version from 5/1/2022

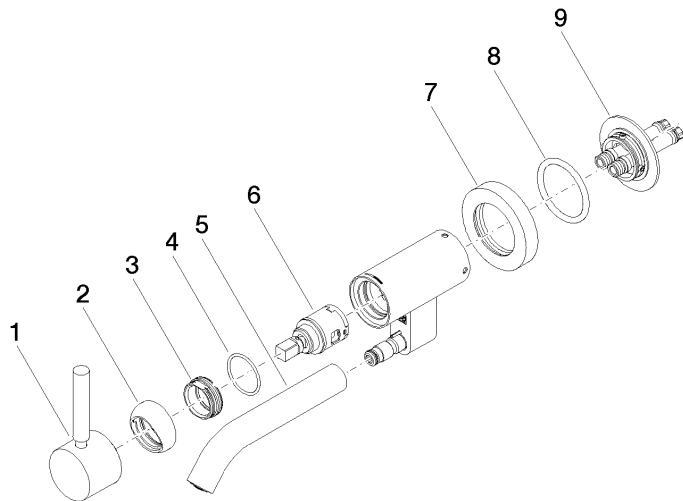
Certificates

LGA_38

WRAS_240102

META Wall-mounted single-lever basin mixer without pop-up waste - Chrome

36 805 660 Product version from 5/1/2022



Spare parts list

No.	Item Number	Name	Quantity used	Delivery time
1	90 20 66 030 00-00	handle	1	10
2	09 28 30 043-00	cover	1	10
3	09 24 04 266 90	nut	1	2
4	09 14 10 120 90	seal	1	2
5	90 11 06 217 00-00	spout	1	10
6	90 15 05 042 00 90	cartridge	1	2
7	09 27 89 004-00	rosette	1	10
8	09 14 10 041 90	seal	1	2
9	90 30 11 296 00 90	flange	1	2