













Toilet brush set wall model - Brushed Champagne (22kt Gold)

SERIES SPECIFIC

83 910 979 Product version from 10/1/2023



- brush, matte black
- width 100mm
- height 456 mm
- 110mm projection

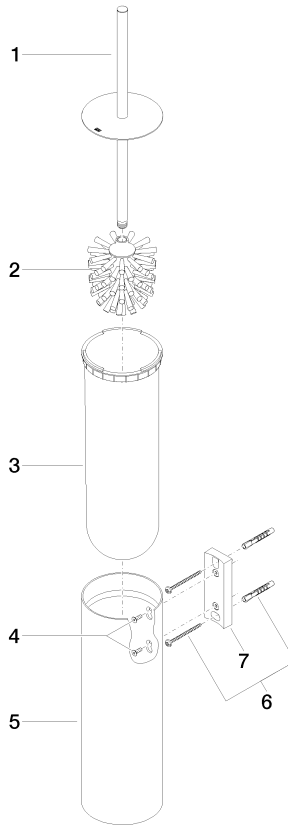
| | | |
|---|-------------------------------|---------------|
|  | Brushed Champagne (22kt Gold) | 83 910 979-46 |
|  | Chrome | 83 910 979-00 |
|  | Brushed Platinum | 83 910 979-06 |
|  | Platinum | 83 910 979-08 |
|  | Dark Chrome | 83 910 979-19 |
|  | Light Gold | 83 910 979-26 |
|  | Brushed Light Gold | 83 910 979-27 |
|  | Brushed Durabrass (23kt Gold) | 83 910 979-28 |
|  | Matte Black | 83 910 979-33 |
|  | Brushed Bronze | 83 910 979-42 |
|  | Brushed Chrome | 83 910 979-93 |
|  | Brushed Dark Platinum | 83 910 979-99 |

83 910 979 Product version from 10/1/2023



83 910 979 Product version from 10/1/2023

Parts for other
finishes can be found
here: [Chrome](#)



Spare parts list

| No. | Item Number | Name | Quantity used | Delivery time |
|-----|--------------------|------------|---------------|---------------|
| 3 | 08 18 40 524 90 | insert | 1.00 | 2 |
| 4 | 90 30 30 014 00 90 | screw | 1.00 | 2 |
| 5 | 08 23 01 503-46 | casing | 1.00 | 30 |
| 7 | 05 18 40 287 00 90 | holder | 1.00 | 2 |
| 1 | 90 20 97 505 01-46 | handle | 1.00 | 30 |
| 2 | 90 18 50 601 00 90 | brush | 1.00 | 2 |
| 6 | 05 30 31 025 00 90 | fixing set | 2.00 | 2 |