

Shower set - Chrome






IMO

ST 050 203 2979



Fits: IMO, LISSÉ, META

- slide bar
- Pipe diameter 18 mm
- gauge 853 mm
- metal shower hose 1750mm with integrated anti-twist protection
- shower hose connector 3/8"
- Three or five settings: COMPACT RAIN, COMPACT SOFT FLOW, COMPACT AQUAPRESSURE FLOW, max. flow rate 6.8 l/min (at 3 bar)
- Function from: 6 l/min
- spray head Ø 100mm
- This product can help a building meet the requirements of Green Building Rating Systems, e.g. LEED®, BREEAM®, DGNB

	Chrome	ST 050 203 2979-00 0010
	Chrome	ST 050 203 9979-00
	Brushed Platinum	ST 050 203 9979-06
	Brushed Platinum	ST 050 203 2979-06 0010
	Platinum	ST 050 203 9979-08
	Platinum	ST 050 203 2979-08 0010
	Dark Chrome	ST 050 203 9979-19
	Dark Chrome	ST 050 203 2979-19 0010
	Light Gold	ST 050 203 2979-26 0010
	Light Gold	ST 050 203 9979-26
	Brushed Light Gold	ST 050 203 2979-27 0010
	Brushed Light Gold	ST 050 203 9979-27
	Brushed Durabrass (23kt Gold)	ST 050 203 9979-28
	Brushed Durabrass (23kt Gold)	ST 050 203 2979-28 0010
	Matte Black	ST 050 203 9979-33
	Matte Black	ST 050 203 2979-33 0010
	Brushed Bronze	ST 050 203 2979-42 0010
	Brushed Bronze	ST 050 203 9979-42
	Brushed Champagne (22kt Gold)	ST 050 203 9979-46
	Brushed Champagne (22kt Gold)	ST 050 203 2979-46 0010
	Champagne (22kt Gold)	ST 050 203 9979-47
	Champagne (22kt Gold)	ST 050 203 2979-47 0010
	Brushed Chrome	ST 050 203 9979-93
	Brushed Chrome	ST 050 203 2979-93 0010
	Brushed Dark Platinum	ST 050 203 9979-99
	Brushed Dark Platinum	ST 050 203 2979-99 0010

Shower set - Chrome

IMO

ST 050 203 2979

Individual components of this set

You need the following components for this set



1x

26 413 979-00



1x

28 018 979-00 0010

Shower set - Chrome

IMO

ST 050 203 2979



Fits: IMO, LULU, MEM, TARA, CL.1, LISSÉ,
VAIA, META, CYO

- slide bar
- Pipe diameter 18 mm
- gauge 853 mm
- metal shower hose 1750mm with integrated anti-twist protection
- shower hose connector 3/8"
- WRAS 2009048

This article does not include a hand shower!

	Chrome	26 413 979-0
	Brushed Platinum	26 413 979-0
	Platinum	26 413 979-0
	Dark Chrome	26 413 979-1
	Light Gold	26 413 979-2
	Brushed Light Gold	26 413 979-2
	Brushed Durabronze (23kt Gold)	26 413 979-2
	Matte Black	26 413 979-3
	Brushed Bronze	26 413 979-4
	Brushed Champagne (22kt Gold)	26 413 979-4
	Champagne (22kt Gold)	26 413 979-4
	Brushed Chrome	26 413 979-9
	Brushed Dark Platinum	26 413 979-9

ST 050 203 2979

0
—
6
—
8
—
9
—
6
—
7
—
8
—
3
—
2
—
6
—
7
—
3
—
9
—

Shower set - Chrome


IMO

ST 050 203 2979


Recommended miscellaneous

	Concealed wall elbow - •max. recess depth 163 mm •min. recess depth 90 mm	35 085 970 90
---	--	---------------


Recommended miscellaneous

	LISSÉ Wall elbow - Chrome	28 450 845-00
---	----------------------------------	---------------


Required miscellaneous

	Hand shower FlowReduce - Chrome •Max. flow rate 6.8 l/min (at 3 bar)	28 016 979-00 0010
---	--	-----------------------


Required miscellaneous

	Hand shower FlowReduce - Chrome •Max. flow rate 6.8 l/min (at 3 bar)	28 012 979-00 0010
---	--	-----------------------


Required miscellaneous

	Hand shower - Chrome •Max. flow rate 15 l/min (at 3 bar)	28 012 979-00
---	--	---------------


Required miscellaneous

	Hand shower FlowReduce - Chrome •Max. flow rate 6.8 l/min (at 3 bar)	28 018 979-00 0010
---	--	-----------------------


Required miscellaneous

	SERIES-VARIOUS Hand shower - Chrome •COMPACT RAIN, max. flow rate 15 l/min (at 3 bar)	28 029 979-00
---	---	---------------


Recommended miscellaneous

	Wall elbow - Chrome	28 450 980-00
---	----------------------------	---------------


Required miscellaneous

	Hand shower - Chrome •Max. flow rate 15 l/min (at 3 bar)	28 015 979-00
---	--	---------------


Required miscellaneous

	Hand shower - Chrome •Max. flow rate 15 l/min (at 3 bar)	28 017 979-00
---	--	---------------


Required miscellaneous

	Hand shower - Chrome •Max. flow rate 15 l/min (at 3 bar)	28 016 979-00
---	--	---------------

Required miscellaneous

	Hand shower - Chrome •Max. flow rate 15 l/min (at 3 bar)	28 018 979-00
---	--	---------------

Required miscellaneous

	SERIES-VARIOUS Hand shower - Chrome •COMPACT RAIN, max. flow rate 6.8 l/min (at 3 bar)	28 029 979-00 0010
---	--	-----------------------

Required miscellaneous

	SERIES-VARIOUS Hand shower - Chrome •Max. flow rate 5 l/min (at 3 bar)	28 025 979-00 0010
---	--	-----------------------

Shower set - Chrome

IMO

ST 050 203 2979



Certificates

IAPMO_4976 WRAS_2009 ACS_20 ACC LY



Shower set - Chrome

IMO

ST 050 203 2979

Codes & Standards

ASME A112.18.1	cUPC	Scottish Water Byelaws	UK Water Supply Regulations
XP P 41-280			

Product version from 10/1/2023





ST 050 203 2979

Spare parts list
Product version from 10/1/2023

No.	Item Number	Name	Quantity used	Delivery time
	05 17 20 726 02 90	fixing set	13	2

Error: Subreport could not be shown.