

Concealed single-lever mixer with integrated shower connection with shower set - Matte Black











IMO

ST 050 206 0979



Fits: IMO, LULU, MADISON, MEM, TARA, CL.1, LISSÉ, VAIA, META, CYO

- metal shower hose 1750mm with integrated anti-twist protection
 - slide bar
 - Pipe diameter 18 mm
 - Hand shower: Three or five settings: COMPACT RAIN, COMPACT SOFT FLOW, COMPACT AQUAPRESSURE FLOW, max. flow rate 15 l/min (at 3 bar)
 - spray head Ø 100mm
- Intrinsic protection against back flow.**

	Matte Black	ST 050 206 0979-33
	Chrome	ST 050 206 0979-00
	Brushed Platinum	ST 050 206 0979-06
	Platinum	ST 050 206 0979-08
	Dark Chrome	ST 050 206 0979-19
	Brushed Durabrand (23kt Gold)	ST 050 206 0979-28
	Brushed Champagne (22kt Gold)	ST 050 206 0979-46
	Champagne (22kt Gold)	ST 050 206 0979-47
	Brushed Chrome	ST 050 206 0979-93
	Brushed Dark Platinum	ST 050 206 0979-99

Individual components of this set

You need the following components for this set



1x 36 111 970-33



1x 28 018 979-33

Concealed single-lever mixer with integrated shower connection with shower set - Matte Black

IMO

ST 050 206 0979



Fits: IMO, LULU, MADISON, MEM, TARA,
CL.1, LISSÉ, VAIA, META, CYO

- metal shower hose 1750mm with integrated anti-twist protection
- slide bar
- Pipe diameter 18 mm
- WRAS 2011027

This article does not include a hand shower!
Intrinsic protection against back flow.

This article does not include a hand shower!

Intrinsic protection against back flow.

	Matte Black	36 111 970-3
	Chrome	36 111 970-0
	Brushed Platinum	36 111 970-0
	Platinum	36 111 970-0
	Dark Chrome	36 111 970-1
	Brushed Light Gold	36 111 970-2
	Brushed Durabronze (23kt Gold)	36 111 970-2
	Brushed Bronze	36 111 970-4
	Brushed Champagne (22kt Gold)	36 111 970-4
	Champagne (22kt Gold)	36 111 970-4
	Brushed Chrome	36 111 970-9
	Brushed Dark Platinum	36 111 970-9


Concealed single-lever mixer with integrated shower connection with shower set - Matte Black

IMO

ST 050 206 0979

3
—
0
—
6
—
8
—
9
—
7
—
8
—
2
—
6
—
7
—
3
—
9
—

Required miscellaneous

	Concealed wall mounting - •max. recess depth 105 mm •min. recess depth 80 mm	35 050 970 90
---	---	---------------

Required miscellaneous

	Hand shower - Matte Black	28 012 979-33
---	----------------------------------	---------------

Required miscellaneous

	Hand shower - Matte Black	28 017 979-33
---	----------------------------------	---------------

Required miscellaneous

	Hand shower - Matte Black	28 018 979-33
---	----------------------------------	---------------

Required miscellaneous

	SERIES-VARIOUS Hand shower - Matte Black	28 029 979-33 0010
---	---	--------------------


Required miscellaneous

	SERIES-VARIOUS Hand shower - Matte Black	28 025 979-33 0010
---	---	--------------------


Required miscellaneous

	Hand shower - Matte Black	28 016 979-33
---	----------------------------------	---------------


Required miscellaneous

	Hand shower FlowReduce - Matte Black	28 016 979-33 0010
---	---	--------------------

Required miscellaneous

	Hand shower FlowReduce - Matte Black	28 012 979-33 0010
---	---	--------------------

Required miscellaneous

	Hand shower FlowReduce - Matte Black	28 018 979-33 0010
---	---	--------------------

Required miscellaneous

	SERIES-VARIOUS Hand shower - Matte Black	28 029 979-33
---	---	---------------

Required miscellaneous

	SERIES-VARIOUS Hand shower - Matte Black	28 027 979-33 0010
---	---	--------------------

Concealed single-lever mixer with integrated shower connection with shower set - Matte Black

IMO



Certificates

Belgaqua_21-025-2 WRAS_2011

LGA_29



Concealed single-lever mixer with integrated shower connection with shower set - Matte Black

IMO

ST 050 206 0979

Codes & Standards

DIN 4109	EN 1717	ISO 3822	Scottish Water Byelaws
UK Water Supply Regulations	Ü-Zeichen		

Concealed single-lever mixer with integrated shower connection with shower set - Matte Black

IMO

ST 050 206 0979

Product version from 10/1/2023





Concealed single-lever mixer with integrated shower connection with shower set - Matte Black

IMO

ST 050 206 0979

Spare parts list

Product version from 10/1/2023

No.	Item Number	Name	Quantity used	Delivery time
	05 17 20 726 02 90	fixing set	11	2

Concealed single-lever mixer with integrated shower connection with shower set - Matte Black

IMO



























ST 050 206 0979



- Three or five settings: COMPACT RAIN, COMPACT SOFT FLOW, COMPACT AQUAPRESSURE FLOW, max. flow rate 15 l/min (at 3 bar)
- with anti-scale system
- spray head Ø 100mm
- 1/2" connection
- WRAS 2210003
- Function from: 7 l/min

Intrinsic protection against back flow.

Fits: IMO, LULU, MADISON, MEM, TARA, CL.1, LISSÉ, VAIA, META, CYO

	Matte Black	28 018 979-3
	Chrome	28 018 979-0
	Chrome	28 018 979-00 001
	Brushed Platinum	28 018 979-0
	Brushed Platinum	28 018 979-06 001
	Platinum	28 018 979-0
	Platinum	28 018 979-08 001
	Dark Chrome	28 018 979-1
	Dark Chrome	28 018 979-19 001
	Light Gold	28 018 979-26 001
	Light Gold	28 018 979-2
	Brushed Light Gold	28 018 979-27 001
	Brushed Light Gold	28 018 979-2
	Brushed Durabronze (23kt Gold)	28 018 979-2
	Brushed Durabronze (23kt Gold)	28 018 979-28 001
	Matte Black	28 018 979-33 001
	Brushed Bronze	28 018 979-42 001
	Brushed Bronze	28 018 979-4
	Brushed Champagne (22kt Gold)	28 018 979-4
	Brushed Champagne (22kt Gold)	28 018 979-46 001
	Champagne (22kt Gold)	28 018 979-4
	Champagne (22kt Gold)	28 018 979-47 001
	Brushed Chrome	28 018 979-9
	Brushed Chrome	28 018 979-93 001
	Brushed Dark Platinum	28 018 979-9
	Brushed Dark Platinum	28 018 979-99 001

Concealed single-lever mixer with integrated shower connection with shower
set - Matte Black

IMO

ST 050 206 0979

:3
—
0
—
0
—
6
—
0
—
8
—
0
—
9
—
0
—
0
—
6
—
0
—
7
—
8
—
0
—
0
—
0
—
2
—
6
—
0
—
7
—
0
—
3
—
0
—
9
—
0
—



Concealed single-lever mixer with integrated shower connection with shower set - Matte Black

IMO

ST 050 206 0979

Concealed single-lever mixer with integrated shower connection with shower
set - Matte Black

IMO

ST 050 206 0979

Concealed single-lever mixer with integrated shower connection with shower set - Matte Black

IMO

ST 050 206 0070
mm [inches]



Flow rate chart



Certificates

WRAS_2210

DVGW_DW-
6517DN0

LGA_29



Concealed single-lever mixer with integrated shower connection with shower set - Matte Black

IMO

ST 050 206 0979

Codes & Standards

DIN 4109	EN 1112	ISO 3822	Scottish Water Byelaws
UK Water Supply Regulations	Ü-Zeichen		

Concealed single-lever mixer with integrated shower connection with shower
set - Matte Black

IMO

ST 050 206 0979

ST 050 206 0979

Product version from 4/1/2024

Parts for other
finishes can be found
here: [Chrome](#)





Concealed single-lever mixer with integrated shower connection with shower set - Matte Black

IMO

ST 050 206 0979

Spare parts list

Product version from 4/1/2024

No.	Item Number	Name	Quantity used	Delivery time
	09 23 01 039 90	sieve	1	2