

MEM Three-hole basin mixer with pop-up waste - Brushed Platinum

MEM

20 705 782



- 165mm projection
- fixed spout
- rectangular, air-enriched flow
- height of mixer 144 mm
- height up to aerator 78 mm
- hole diameter spout 35 mm
- hole diameter valve 32 mm
- rosette 60 x 60 mm
- 2x screw-in M 10 x 1 pressure hose, leak-tested
- max. flow 5.7 l/min
- lead-free
- This product can help a building meet the requirements of Green Building Rating Systems, e.g. LEED®, BREEAM®, DGNB
- WRAS

Only suitable for basins with an overflow.

	Brushed Platinum	20 705 782-06
	Chrome	20 705 782-00
	Platinum	20 705 782-08
	Dark Chrome	20 705 782-19
	Brushed Durabronze (23kt Gold)	20 705 782-28
	Brushed Champagne (22kt Gold)	20 705 782-46
	Champagne (22kt Gold)	20 705 782-47
	Brushed Dark Platinum	20 705 782-99

Recommended miscellaneous



High pressure hoses -

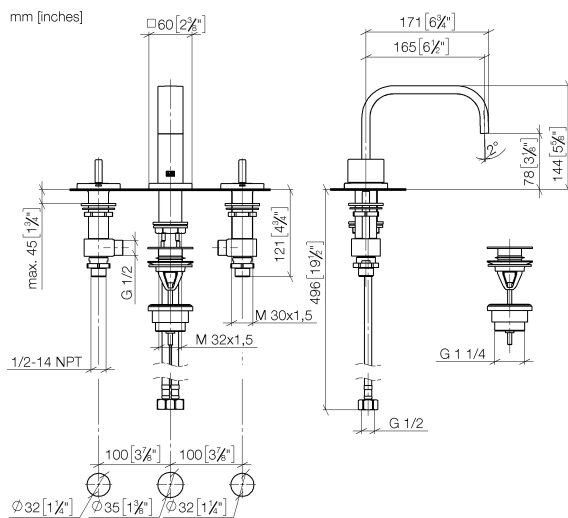
- 2x 3/8" x 1/2" x 500mm high pressure hose

12 506 970 90

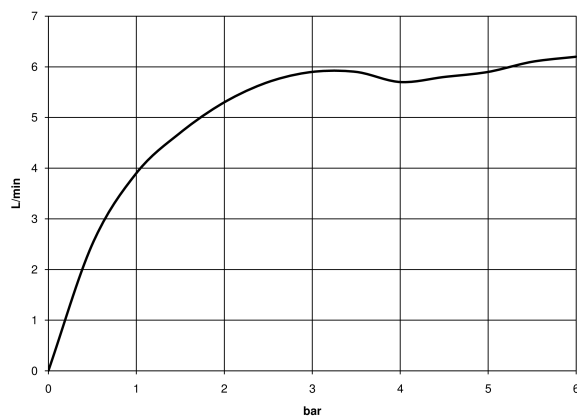
MEM Three-hole basin mixer with pop-up waste - Brushed Platinum

MEM

20 705 782



Flow rate chart



Codes & Standards

DIN 4109

Executive Order
no. 1007

ISO 3822

Scottish Water
Byelaws

UK Water Supply
Regulations

Ü-Zeichen



MEM Three-hole basin mixer with pop-up waste - Brushed Platinum

MEM

20 705 782

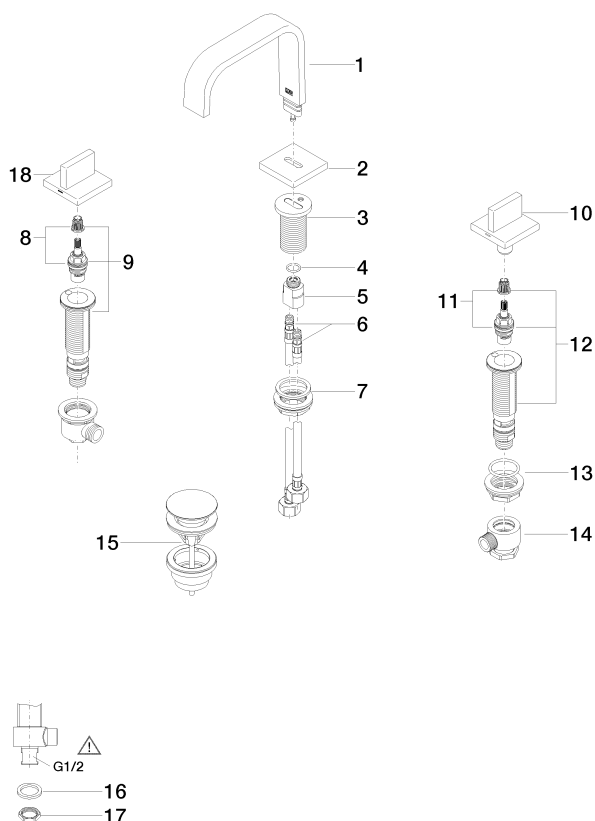
Certificates and sustainability

LGA_38

GDV_0400

WRAS_240102

20 705 782



Spare parts list

No.	Item Number	Name	Quantity used	Delivery time
14	04 17 11 023 10 90	distributor	2.00	2
1	90 28 22 359 00-06	spout	1.00	10
16	09 30 11 059 90	disc	2.00	2
10	90 20 78 002 04-06	handle (cold)	1.00	10
11	90 90 03 153 00 90	top	1.00	2
4	09 14 10 130 90	seal	1.00	2
13	04 23 10 032 78 90	fixing set	2.00	2
18	90 20 78 002 05-06	handle (hot)	1.00	10
6	04 30 04 019 00 90	hose	2.00	2
17	09 23 10 012 90	nut	2.00	2
8	90 90 03 152 00 90	top	1.00	2
7	04 23 10 009 01 90	fixing set	1.00	2
12	04 17 11 058 53 90	side panel	1.00	2
3	09 11 10 054 10 90	connection	1.00	2
5	09 11 10 055 10 90	connection	1.00	2
2	09 27 78 034-06	rosette	1.00	10
15	10 125 970-06	Basin Waste with push fastening 1 1/4" - Brushed Platinum	1.00	2
9	04 17 11 058 52 90	side panel	1.00	2