








Rain shower with wall fixing 300 mm - Brushed Durabron (23kt Gold)

IMO

28 679 670



- 450mm projection
- rain shower Ø 300 mm
- PURE RAIN, max. flow rate 14 l/min (at 3 bar)
- Function from: 10 l/min
- rosette 65 x 65 mm
- 1/2" connection
- with anti-scale system
- quick clearing
- WRAS 2212012

	Brushed Durabron (23kt Gold)	28 679 670-28
	Chrome	28 679 670-00
	Brushed Platinum	28 679 670-06
	Platinum	28 679 670-08
	Matte Black	28 679 670-33
	Brushed Chrome	28 679 670-93
	Brushed Dark Platinum	28 679 670-99

Recommended miscellaneous



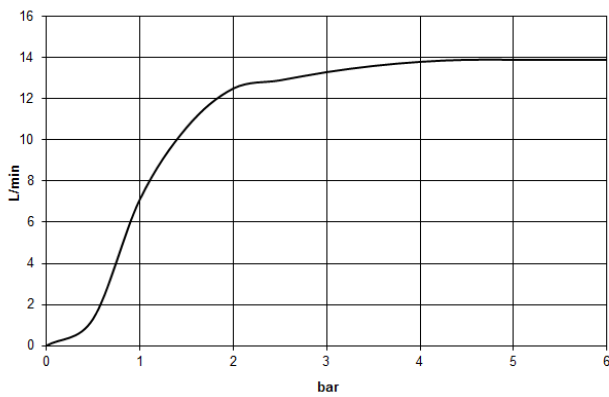
- Concealed wall elbow -** 35 085 970 90
- max. recess depth 163 mm
 - min. recess depth 90 mm

28 679 670

mm [inches]



Flow rate chart



Certificates

WRAS_2212012. LGA_29235.

28 679 670



Spare parts list

No.	Item Number	Name	Quantity used	Delivery time
1	04 30 31 032 00 90	fixing set	1	2
2	09 17 20 120 90	holder	1	2
3	09 14 10 150 90	seal	2	2
4	09 27 67 015-28	rosette	1	20
5	90 31 11 038 00 90	pin	1	2
6	90 11 03 070 00-28	pipe	1	20
7	09 23 01 075 90	insert	1	2
8	04 12 05 091 00-28	shower	1	20
9	90 30 09 069 00 90	key	1	2