














## Rain shower with ceiling fixing 300 mm - Light Gold

SERIES SPECIFIC

28 689 970 Product version from 3/13/2017



- rain shower Ø 300 mm
- PURE RAIN, max. flow rate 14 l/min (at 3 bar)
- Function from: 10 l/min
- rosette Ø 60 mm optional
- 1/2" connection
- with anti-scale system
- quick clearing
- WRAS

	Light Gold	28 689 970-26
	Chrome	28 689 970-00
	Brushed Platinum	28 689 970-06
	Platinum	28 689 970-08
	Dark Chrome	28 689 970-19
	Brushed Light Gold	28 689 970-27
	Brushed Durabronze (23kt Gold)	28 689 970-28
	Matte Black	28 689 970-33
	Brushed Dark Brass	28 689 970-39
	Brushed Bronze	28 689 970-42
	Brushed Champagne (22kt Gold)	28 689 970-46
	Champagne (22kt Gold)	28 689 970-47
	Brushed Chrome	28 689 970-93
	Brushed Dark Platinum	28 689 970-99

### Recommended miscellaneous



**Concealed wall elbow -**

- min. recess depth 90 mm
- max. recess depth 163 mm

35 085 970 90

mm [inches]



**Flow rate chart**



**Codes & Standards**

DIN 4109

EN 1112

ISO 3822

Scottish Water  
Byelaws

UK Water Supply  
Regulations

Ü-Zeichen



Rain shower with ceiling fixing 300 mm - Light Gold

SERIES SPECIFIC

28 689 970    Product version from 3/13/2017

Certificates and sustainability

LGA_29	WRAS_2212	DVGW_DW-6517DN0	LGA_29
--------	-----------	-----------------	--------



## Spare parts list

No.	Item Number	Name	Quantity used	Delivery time
1	09 27 22 040-26	rosette	1.00	60
5	04 12 05 091 00-26	shower	1.00	60
3	09 11 03 080-26	connection	1.00	60
4	09 23 01 075 90	insert	1.00	2
2	09 14 10 141 90	seal	1.00	2
6	90 30 09 069 00 90	key	1.00	2