

## TARA Two-way diverter for bath rim or tile edge installation - Platinum

TARA

29 140 892 Product version from 6/30/2015

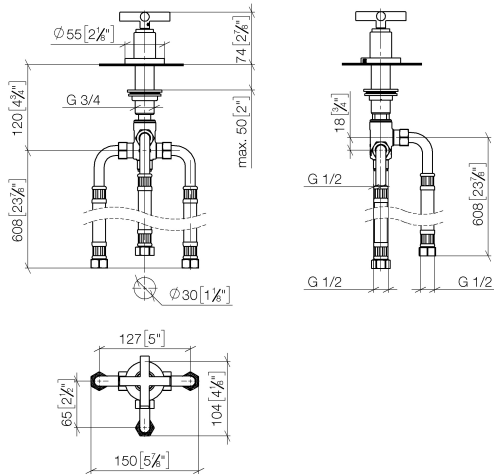


- automatic bath/shower diverter
- hole diameter 32 mm
- rosette Ø 55 mm
- 1/2" connection
- max. flow 64.9 l/min at 3 bar flow pressure
- WRAS

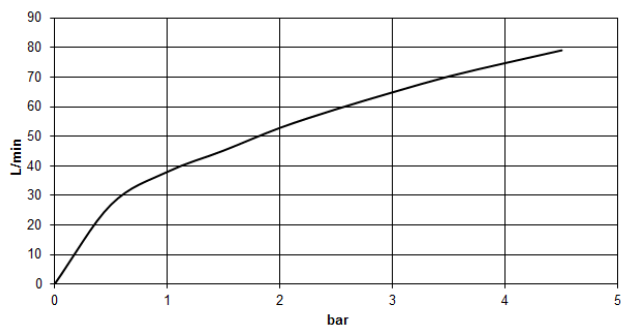
|   |                                     |               |
|---|-------------------------------------|---------------|
|    | Platinum                            | 29 140 892-08 |
|    | Chrome                              | 29 140 892-00 |
|    | Brushed Platinum                    | 29 140 892-06 |
|    | Dark Chrome                         | 29 140 892-19 |
|    | Brushed Durabrass<br>(23kt Gold)    | 29 140 892-28 |
|    | Matte Black                         | 29 140 892-33 |
|    | Brushed Bronze                      | 29 140 892-42 |
|    | Brushed<br>Champagne (22kt<br>Gold) | 29 140 892-46 |
|    | Champagne (22kt<br>Gold)            | 29 140 892-47 |
|   | Brushed Chrome                      | 29 140 892-93 |
|  | Brushed Dark<br>Platinum            | 29 140 892-99 |

29 140 892 Product version from 6/30/2015

mm [inches]



### Flow rate chart



### Codes & Standards

|                |      |          |          |
|----------------|------|----------|----------|
| ASME A112.18.1 | cUPC | DIN 4109 | ISO 3822 |
|----------------|------|----------|----------|

|                           |                                |           |
|---------------------------|--------------------------------|-----------|
| Scottish Water<br>Byelaws | UK Water Supply<br>Regulations | Ü-Zeichen |
|---------------------------|--------------------------------|-----------|



## TARA Two-way diverter for bath rim or tile edge installation - Platinum

TARA

29 140 892 Product version from 6/30/2015

### Certificates and sustainability

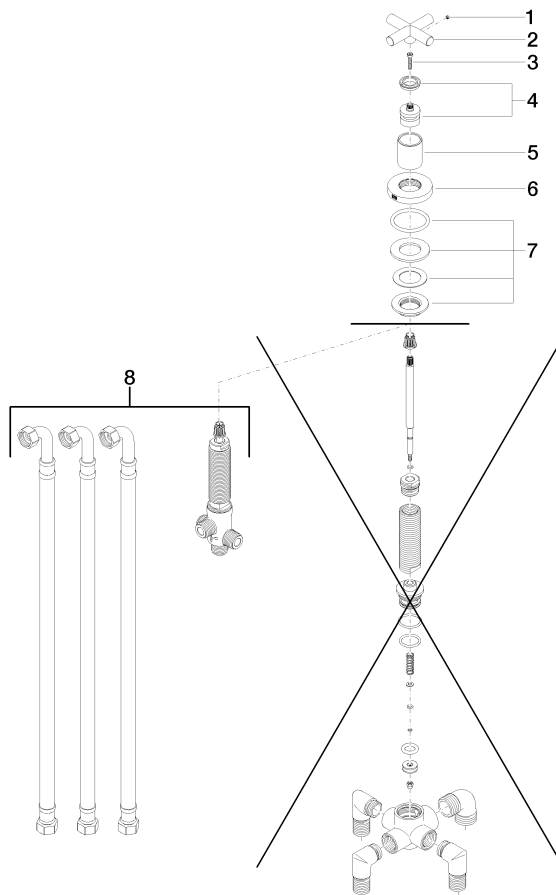
WRAS\_1911

LGA\_29

IAPMO\_4976

29 140 892 Product version from 6/30/2015

Parts for other  
finishes can be found  
here: [Chrome](#)



## Spare parts list

| No. | Item Number        | Name       | Quantity used | Delivery time |
|-----|--------------------|------------|---------------|---------------|
| 6   | 09 27 89 102-08    | rosette    | 1.00          | 40            |
| 1   | 09 31 11 055 90    | pin        | 1.00          | 2             |
| 4   | 90 12 12 007 00-08 | base       | 1.00          | 40            |
| 8   | 90 17 09 051 00 90 | diverter   | 1.00          | 2             |
| 7   | 04 23 10 004 03 90 | fixing set | 1.00          | 2             |
| 5   | 09 21 02 140-08    | sleeve     | 1.00          | 40            |
| 2   | 09 20 89 011-08    | handle     | 1.00          | 40            |
| 3   | 90 30 30 075 00 90 | screw      | 1.00          | 2             |