

Shower thermostat for wall mounting - Chrome















SERIES SPECIFIC

34 442 979 Product version from 10/1/2023



- 3/8" shower outlet
- slide-on rosettes Ø 70 mm
- 1/2" connection
- gauge 150 mm - 13 mm
- with volume control
- WRAS

Intrinsic protection against back flow.

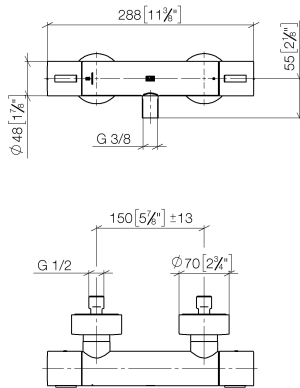
	Chrome	34 442 979-00
	Brushed Platinum	34 442 979-06
	Platinum	34 442 979-08
	Dark Chrome	34 442 979-19
	Light Gold	34 442 979-26
	Brushed Light Gold	34 442 979-27
	Brushed Durabronze (23kt Gold)	34 442 979-28
	Matte Black	34 442 979-33
	Brushed Dark Brass	34 442 979-39
	Brushed Bronze	34 442 979-42
	Brushed Champagne (22kt Gold)	34 442 979-46
	Champagne (22kt Gold)	34 442 979-47
	Brushed Chrome	34 442 979-93
	Brushed Dark Platinum	34 442 979-99

Shower thermostat for wall mounting - Chrome

SERIES SPECIFIC

34 442 979 Product version from 10/1/2023

mm [inches]



Flow rate chart



Codes & Standards

DIN 4109	EN 1111	EN 1717	ISO 3822
----------	---------	---------	----------

Scottish Water
Byelaws

UK Water Supply
Regulations

Ü-Zeichen



Shower thermostat for wall mounting - Chrome

SERIES SPECIFIC

34 442 979 Product version from 10/1/2023

Certificates and sustainability

DVGW_DW-6509DN0	LGA_29	WRAS_2204	Belgaqua_21-032-2
-----------------	--------	-----------	-------------------

Shower thermostat for wall mounting - Chrome

SERIES SPECIFIC

34 442 979 Product version from 10/1/2023

Parts for other
finishes can be found
here: Brushed
Platinum



Spare parts list

No.	Item Number	Name	Quantity used	Delivery time
1	90 17 33 015 00-00	handle	1.00	10
13	09 31 20 511-00	nipple	1.00	10
3	90 30 40 010 00 90	regulator	1.00	2
7	09 29 30 050 90	sieve	2.00	2
6	90 31 20 512 00-00	rosette	2.00	2
4	04 31 20 530 00 90	insert	1.00	2
11	90 30 40 017 00 90	base	1.00	2
9	09 24 77 008-00	nut	2.00	10
5	04 11 04 030 00 90	connection	2.00	2
10	90 90 03 236 00 90	top	1.00	2
8	04 31 20 540 00 90	insert	1.00	2
2	90 15 02 070 00 90	cartridge	1.00	2
14	90 21 02 069 00-00	cover	1.00	10
12	90 14 10 010 00 90	seal	1.00	2