

**WATER BAR Concealed body spray FlowReduce - Chrome**














IMO

36 517 979



- HORIZONTAL RAIN, max. flow rate 6 l/min (at 3 bar)
- with anti-scale system
- cover plate 240 x 60 mm
- 1/2" connection
- This product can help a building meet the requirements of Green Building Rating Systems, e.g. LEED®, BREEAM®, DGNB

Fits: IMO, LULU, MADISON, MEM, TARA, CL.1, LISSÉ, VAIA, META, CYO

|   |                                |               |
|---|--------------------------------|---------------|
|    | Chrome                         | 36 517 979-00 |
|    | Brushed Platinum               | 36 517 979-06 |
|    | Platinum                       | 36 517 979-08 |
|    | Dark Chrome                    | 36 517 979-19 |
|    | Light Gold                     | 36 517 979-26 |
|    | Brushed Light Gold             | 36 517 979-27 |
|    | Brushed Durabronze (23kt Gold) | 36 517 979-28 |
|    | Matte Black                    | 36 517 979-33 |
|    | Brushed Bronze                 | 36 517 979-42 |
|   | Brushed Champagne (22kt Gold)  | 36 517 979-46 |
|  | Champagne (22kt Gold)          | 36 517 979-47 |
|  | Brushed Chrome                 | 36 517 979-93 |
|  | Brushed Dark Platinum          | 36 517 979-99 |

**Required miscellaneous**



- Concealed wall installation box -** 35 206 970 90
- max. recess depth 173 mm
  - min. recess depth 100 mm

**Recommended miscellaneous**



- xGRID Attachment set for integrating in the dry wall construction -** 12 340 970 90

**Required miscellaneous**



- xGRID Installation track 555 mm -** 12 360 970 90

36 517 979

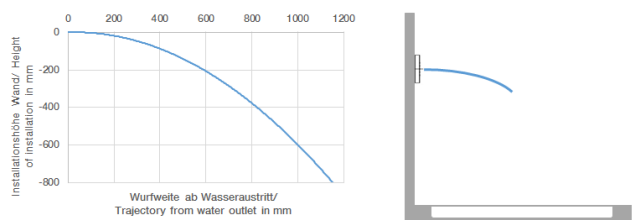
mm [inches]



**Flow rate chart**



**Trajectory diagram**



**Certificates**

WRAS\_1304001. LGA\_19489.

36 517 979



### Spare parts list

| No. | Item Number        | Name         | Quantity used | Delivery time |
|-----|--------------------|--------------|---------------|---------------|
| 1   | 09 11 02 137 90    | holder       | 1             | 2             |
| 2   | 09 24 04 247 20 90 | connection   | 1             | 2             |
| 3   | 09 11 02 138 90    | plate        | 1             | 2             |
| 4   | 09 30 30 116 90    | screw        | 4             | 2             |
| 5   | 09 16 01 016 90    | ring         | 1             | 2             |
| 6   | 90 23 01 032 00 90 | flow reducer | 1             | 2             |
| 7   | 09 14 10 003 90    | seal         | 1             | 2             |
| 8   | 09 24 04 248 90    | nipple       | 1             | 2             |
| 9   | 09 14 10 042 90    | seal         | 1             | 2             |
| 10  | 09 14 03 133 90    | seal         | 1             | 2             |
| 12  | 09 17 97 058 90    | holder       | 1             | 2             |
| 13  | 09 28 10 142 20 90 | ring         | 2             | 2             |
| 14  | 09 12 01 076 90    | insert       | 1             | 60            |
| 15  | 09 11 02 136-00    | cover        | 1             | 60            |
| 16  | 09 30 30 163 90    | screw        | 14            | 2             |
| 17  | 09 14 10 132 90    | seal         | 2             | 2             |
| 19  | 09 30 30 164 90    | screw        | 2             | 2             |
| 20  | 09 27 99 001-00    | rosette      | 1             | 10            |
| 21  | 09 31 11 006 90    | pin          | 2             | 2             |