
















WATER BAR Concealed body spray FlowReduce - Brushed Platinum

SERIES-VARIOUS

36 517 979 Product version up to 5/15/2020



- HORIZONTAL RAIN, max. flow rate 6 l/min (at 3 bar)
- with anti-scale system
- cover plate 240 x 60 mm
- 1/2" connection
- This product can help a building meet the requirements of Green Building Rating Systems, e.g. LEED®, BREEAM®, DGNB
- WRAS

| | | |
|---|--------------------------------|---------------|
|  | Brushed Platinum | 36 517 979-06 |
|  | Chrome | 36 517 979-00 |
|  | Platinum | 36 517 979-08 |
|  | Dark Chrome | 36 517 979-19 |
|  | Light Gold | 36 517 979-26 |
|  | Brushed Light Gold | 36 517 979-27 |
|  | Brushed Durabronze (23kt Gold) | 36 517 979-28 |
|  | Matte Black | 36 517 979-33 |
|  | Brushed Dark Brass | 36 517 979-39 |
|  | Brushed Bronze | 36 517 979-42 |
|  | Brushed Champagne (22kt Gold) | 36 517 979-46 |
|  | Champagne (22kt Gold) | 36 517 979-47 |
|  | Brushed Chrome | 36 517 979-93 |
|  | Brushed Dark Platinum | 36 517 979-99 |

Required miscellaneous



- Concealed wall installation box -** 35 206 970 90
- max. recess depth 173 mm
 - min. recess depth 100 mm

Recommended miscellaneous



- xGRID Attachment set for integrating in the dry wall construction -** 12 340 970 90

Required miscellaneous



- xGRID Installation track 555 mm -** 12 360 970 90

36 517 979 Product version up to 5/15/2020

mm [inches]



Flow rate chart



Trajectory diagram



Codes & Standards

DIN 4109

ISO 3822

Scottish Water
Byelaws

UK Water Supply
Regulations

Ü-Zeichen



WATER BAR Concealed body spray FlowReduce - Brushed Platinum

SERIES-VARIOUS

36 517 979 Product version up to 5/15/2020

Certificates and sustainability

WRAS_1304

LGA_19



Spare parts list

| No. | Item Number | Name | Quantity used | Delivery time |
|-----|-----------------------|--------------|---------------|---------------|
| | 13 09 28 10 142 20 90 | ring | 2.00 | 2 |
| | 10 09 14 03 133 90 | seal | 1.00 | 2 |
| | 2 09 24 04 247 20 90 | connection | 1.00 | 2 |
| | 17 09 14 10 132 90 | seal | 2.00 | 2 |
| | 7 09 14 10 003 90 | seal | 1.00 | 2 |
| | 16 09 30 30 163 90 | screw | 14.00 | 2 |
| | 5 09 16 01 016 90 | ring | 1.00 | 2 |
| | 21 09 31 11 006 90 | pin | 2.00 | 2 |
| | 8 09 24 04 248 90 | nipple | 1.00 | 2 |
| | 9 09 14 10 042 90 | seal | 1.00 | 2 |
| | 14 09 12 01 076 90 | insert | 1.00 | 60 |
| | 4 09 30 30 116 90 | screw | 4.00 | 2 |
| | 20 09 27 99 001-06 | rosette | 1.00 | 10 |
| | 12 09 17 97 058 90 | holder | 1.00 | 2 |
| | 6 90 23 01 032 00 90 | flow reducer | 1.00 | 2 |
| | 1 09 11 02 137 90 | holder | 1.00 | 2 |
| | 15 09 11 02 136-00 | cover | 1.00 | 60 |
| | 3 09 11 02 138 90 | plate | 1.00 | 2 |
| | 19 09 30 30 164 90 | screw | 2.00 | 2 |