







CL.1 Wall valve anti-clockwise closing hot 1/2" - Dark Chrome

CL.1

36 607 707

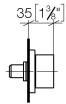
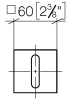


- rosette 60 x 60 mm
- with hot marking
- head part with cut-to-length spindle and sleeve
- WRAS 2010066

	Dark Chrome	36 607 707-19
	Chrome	36 607 707-00
	Brushed Platinum	36 607 707-06
	Brushed Champagne (22kt Gold)	36 607 707-46
	Champagne (22kt Gold)	36 607 707-47
	Brushed Dark Platinum	36 607 707-99

36 607 707

mm [inches]



Codes & Standards

DIN 4109

ISO 3822

Scottish Water
Byelaws

UK Water Supply
Regulations

Ü-Zeichen

Certificates

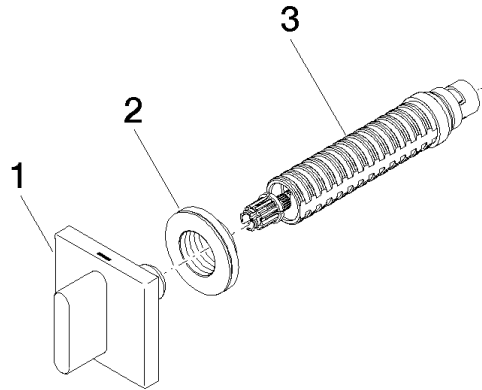
WRAS_2010

LGA_29

36 607 707

Product version from 10/14/2020

Parts for other
finishes can be found
here: [Chrome](#)





CL.1 Wall valve anti-clockwise closing hot 1/2" - Dark Chrome

CL.1

36 607 707

Spare parts list

Product version from 10/14/2020