









SYMETRICS Wall valve anti-clockwise closing 3/4" - Dark Chrome

36 608 985



- rosette 60 x 60 mm
- head part with cut-to-length spindle and sleeve
- WRAS

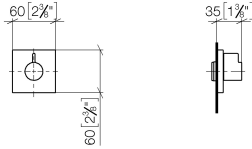
	Dark Chrome	36 608 985-19
	Chrome	36 608 985-00
	Brushed Platinum	36 608 985-06
	Platinum	36 608 985-08
	Brushed Light Gold	36 608 985-27
	Brushed Durabronze (23kt Gold)	36 608 985-28
	Matte Black	36 608 985-33
	Brushed Chrome	36 608 985-93
	Brushed Dark Platinum	36 608 985-99



SYMETRICS Wall valve anti-clockwise closing 3/4" - Dark Chrome

36 608 985

mm [inches]



Codes & Standards

ASME A112.18.1

cUPC

Scottish Water
Byelaws

UK Water Supply
Regulations

Certificates

WRAS_2010

IAPMO_4976 (



SYMETRICS Wall valve anti-clockwise closing 3/4" - Dark Chrome

36 608 985

Parts for other
finishes can be found
here: [Chrome](#)

