








LISSE Wall-mounted single-lever basin mixer without pop-up waste - Brushed Light Gold

LISSE

36 861 845 Product version from 4/1/2024



- 210mm projection
- fixed spout
- circular, air-enriched flow
- hole diameter spout 37 mm
- hole diameter single-lever mixer 57 mm
- rosette 78 x 78 mm
- max. flow 5.7 l/min
- lead-free
- This product can help a building meet the requirements of Green Building Rating Systems, e.g. LEED®, BREEAM®, DGNB
- WRAS

	Brushed Light Gold	36 861 845-27
	Chrome	36 861 845-00
	Brushed Platinum	36 861 845-06
	Dark Chrome	36 861 845-19
	Matte Black	36 861 845-33
	Brushed Chrome	36 861 845-93
	Brushed Dark Platinum	36 861 845-99

Required miscellaneous



Concealed wall-mounted single-lever mixer mixer on right - 35 816 970 90

- NOTE: Not suitable for concealed installation. Connection by means of angle valves, mounted with screws to back wall.

Required miscellaneous



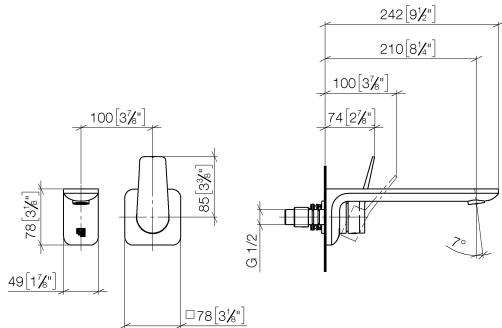
Concealed wall-mounted single-lever mixer - 35 860 970 90

- min. recess depth 80 mm
- max. recess depth 95 mm
- mixer can be placed above, to the left or to the right of the spout.

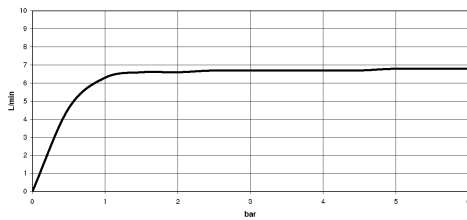
LISSE Wall-mounted single-lever basin mixer without pop-up waste - Brushed
Light Gold

LISSE

36 861 845 Product version from 4/1/2024
mm [inches]



Flow rate chart



Codes & Standards

EN 817

NSF372

NSF61

Scottish Water
Byelaws

UK Water Supply
Regulations



LISSE Wall-mounted single-lever basin mixer without pop-up waste - Brushed
Light Gold

LISSE

36 861 845 Product version from 4/1/2024

Certificates and sustainability

IAPMO_N-4976	DVGW_DW- 6512DN0	IAPMO_6397	WRAS_2107
--------------	---------------------	------------	-----------

LISSÉ Wall-mounted single-lever basin mixer without pop-up waste - Brushed Light Gold

LISSÉ

36 861 845 Product version from 4/1/2024

