









SERENITY SKY Rain panel for recessed ceiling installation - Brushed Stainless Steel

41 770 979



- exposed trim parts
- Rain panel with 2 different spray modes
- PURIFY RAIN, 175 x 175 mm, max. flow rate 10 l/min (at 3 bar)
- FULL RAIN, 455 x 315 mm, max. flow rate 14 l/min (at 3 bar)
- Rain panel, 600 x 420 mm
- min. recess depth 150 mm
- weight 15kg
- feed pipe (hot/cold): 2x DN 20
- with anti-scale system
- Recommended control element: xTool
- Not suitable for use in a steam room.

	Brushed Stainless Steel	41 770 979-86
	Chrome	41 770 979-00
	Dark Chrome	41 770 979-19
	Brushed Bronze	41 770 979-42
	Brushed Champagne (22kt Gold)	41 770 979-46
	Champagne (22kt Gold)	41 770 979-47
	Brushed Dark Platinum	41 770 979-99

Required miscellaneous



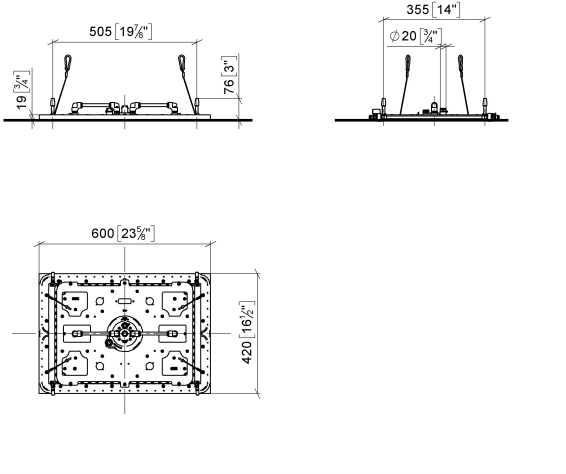
SERENITY SKY Concealed ceiling installation box - 35 770 970 90

- concealed rough parts
- 2x female thread 1/2" connections
- flush-mounted reflection box, 662 x 482 mm, RAL 9003, Signal White
- min. recess depth 150 mm
- weight 15kg
- Recommended control element: xTool

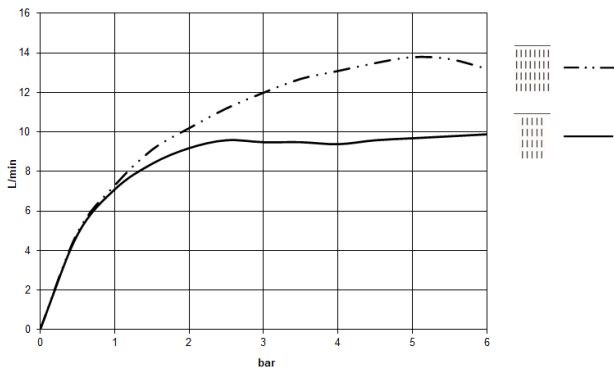


SERENITY SKY Rain panel for recessed ceiling installation - Brushed Stainless Steel

41 770 979
mm [inches]
1:10



Flow rate chart





SERENITY SKY Rain panel for recessed ceiling installation - Brushed Stainless Steel

41 770 979



SERENITY SKY Rain panel for recessed ceiling installation - Brushed Stainless Steel

41 770 979

Spare parts list