

WATER FALL Cascade spout with individual jets for wall mounting - Light Gold SERIES-VARIOUS















13 425 979 Product version from 10/1/2023



- PEARLSTREAM
- Max. flow rate 9.5 l/min (at 3 bar)
- Function from: l/min

Technical data:

- plate 240 mm x 60 mm
- 22mm projection
- connection 1/2", for shortening
- plug-link mounting

| | | |
|---|-------------------------------------|---------------|
|  | Light Gold | 13 425 979-26 |
|  | Chrome | 13 425 979-00 |
|  | Brushed Platinum | 13 425 979-06 |
|  | Platinum | 13 425 979-08 |
|  | Dark Chrome | 13 425 979-19 |
|  | Brushed Light Gold | 13 425 979-27 |
|  | Brushed Durabronze (23kt Gold) | 13 425 979-28 |
|  | Matte Black | 13 425 979-33 |
|  | Brushed Dark Brass | 13 425 979-39 |
|  | Brushed Bronze | 13 425 979-42 |
|  | Brushed Champagne (22kt Gold) | 13 425 979-46 |
|  | Champagne (22kt Gold) | 13 425 979-47 |
|  | Brushed Chrome | 13 425 979-93 |
|  | Brushed Dark Platinum | 13 425 979-99 |

Required miscellaneous

Concealed adapter -

35 080 970-90
0010



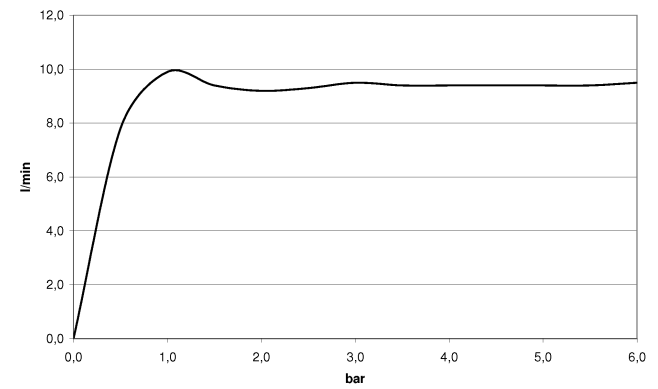
WATER FALL Cascade spout with individual jets for wall mounting - Light Gold SERIES-VARIOUS

13 425 979 Product version from 10/1/2023

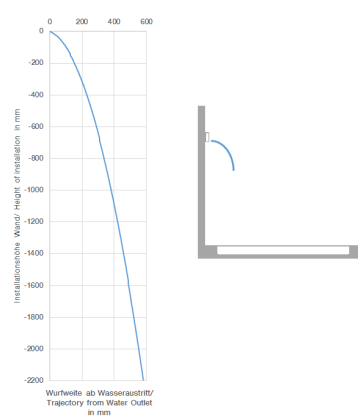
mm [inches]



Flow rate chart



Trajectory diagram



Codes & Standards

DIN 4109

ISO 3822

Ü-Zeichen



WATER FALL Cascade spout with individual jets for wall mounting - Light Gold SERIES-VARIOUS

13 425 979 Product version from 10/1/2023

Certificates and sustainability

LGA_19

WATER FALL Cascade spout with individual jets for wall mounting - Light Gold SERIES-VARIOUS

13 425 979 Product version from 10/1/2023



Spare parts list

| No. | Item Number | Name | Quantity used | Delivery time |
|-----|--------------------|------------|---------------|---------------|
| 7 | 09 17 01 185 20-26 | spout | 1.00 | 60 |
| 6 | 09 31 11 144 90 | pin | 2.00 | 2 |
| 8 | 90 29 03 071 00 90 | insert | 1.00 | 2 |
| 5 | 90 31 20 087 00-26 | plug | 1.00 | 20 |
| 3 | 09 17 97 053 90 | holder | 1.00 | 2 |
| 4 | 90 24 03 199 00 90 | connection | 1.00 | 2 |
| 1 | 04 30 31 024 01 90 | fixing set | 1.00 | 2 |
| 2 | 09 14 05 009 90 | seal | 1.00 | 2 |