

WATER FALL Cascade spout with individual jets for wall mounting - Brushed Champagne (22kt Gold)

SERIES-VARIOUS















13 425 979 Product version from 10/1/2023



- PEARLSTREAM
- Max. flow rate 9.5 l/min (at 3 bar)
- Function from: l/min

Technical data:

- plate 240 mm x 60 mm
- 22mm projection
- connection 1/2", for shortening
- plug-link mounting

	Brushed Champagne (22kt Gold)	13 425 979-46
	Chrome	13 425 979-00
	Brushed Platinum	13 425 979-06
	Platinum	13 425 979-08
	Dark Chrome	13 425 979-19
	Light Gold	13 425 979-26
	Brushed Light Gold	13 425 979-27
	Brushed Durabronze (23kt Gold)	13 425 979-28
	Matte Black	13 425 979-33
	Brushed Dark Brass	13 425 979-39
	Brushed Bronze	13 425 979-42
	Champagne (22kt Gold)	13 425 979-47
	Brushed Chrome	13 425 979-93
	Brushed Dark Platinum	13 425 979-99

Required miscellaneous

Concealed adapter -

35 080 970-90
0010



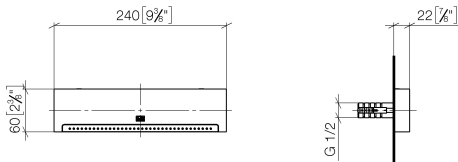


WATER FALL Cascade spout with individual jets for wall mounting - Brushed Champagne (22kt Gold)

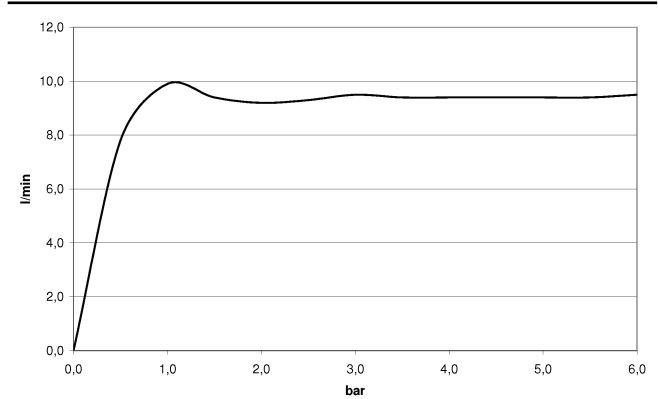
SERIES-VARIOUS

13 425 979 Product version from 10/1/2023

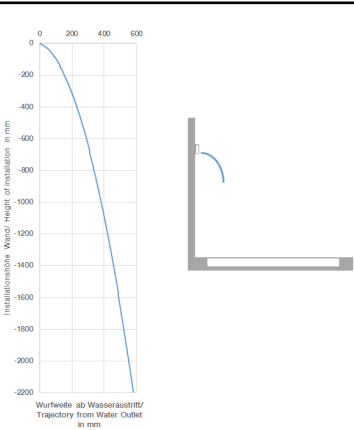
mm [inches]



Flow rate chart



Trajectory diagram



Codes & Standards

ASME A112.18.1	cUPC	DIN 4109	ISO 3822
----------------	------	----------	----------

Ü-Zeichen



WATER FALL Cascade spout with individual jets for wall mounting - Brushed SERIES-VARIOUS
Champagne (22kt Gold)

13 425 979 Product version from 10/1/2023

Certificates and sustainability

LGA_19

IAPMO_4976

WATER FALL Cascade spout with individual jets for wall mounting - Brushed Champagne (22kt Gold)

SERIES-VARIOUS

13 425 979 Product version from 10/1/2023



Spare parts list

No.	Item Number	Name	Quantity used	Delivery time
8	90 29 03 071 00 90	insert	1.00	2
5	90 31 20 087 00-46	plug	1.00	30
3	09 17 97 053 90	holder	1.00	2
7	09 17 01 185 20-46	spout	1.00	30
6	09 31 11 144 90	pin	2.00	2
1	04 30 31 024 01 90	fixing set	1.00	2
4	90 24 03 199 00 90	connection	1.00	2
2	09 14 05 009 90	seal	1.00	2