

WATER FALL Cascade spout with individual jets for wall mounting - Champagne (22kt Gold)

IMO

13 425 979



- 22mm projection
- PEARLSTREAM
- plate 240 mm x 60 mm
- connection 1/2", for shortening
- plug-link mounting
- Max. flow rate 9.5 l/min (at 3 bar)

Fits: IMO, LULU, MADISON, MEM, TARA,
CL.1, LISSÉ, VAIA, META, CYO

	Champagne (22kt Gold)	13 425 979-47
	Chrome	13 425 979-00
	Brushed Platinum	13 425 979-06
	Platinum	13 425 979-08
	Dark Chrome	13 425 979-19
	Light Gold	13 425 979-26
	Brushed Light Gold	13 425 979-27
	Brushed Durabronze (23kt Gold)	13 425 979-28
	Matte Black	13 425 979-33
	Brushed Bronze	13 425 979-42
	Brushed Champagne (22kt Gold)	13 425 979-46
	Brushed Chrome	13 425 979-93
	Brushed Dark Platinum	13 425 979-99

Required miscellaneous

Concealed adapter -

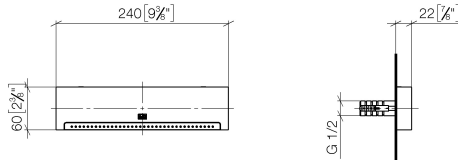
35 080 970-90
0010



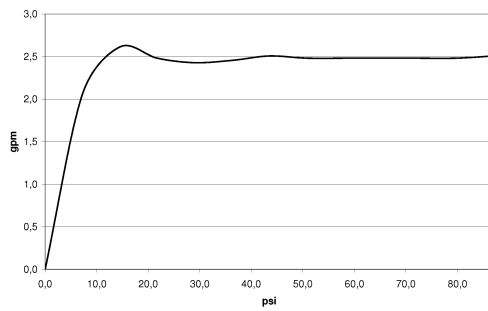
WATER FALL Cascade spout with individual jets for wall mounting - Champagne (22kt Gold)

IMO

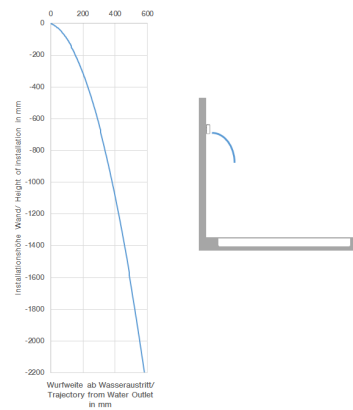
13 425 979
mm [inches]



Flow rate chart



Trajectory diagram



Codes & Standards

ASME
A112.18.1/CSA
B125.1

DIN 4109

ISO 3822

Ü-Zeichen



WATER FALL Cascade spout with individual jets for wall mounting -
Champagne (22kt Gold)

IMO

13 425 979

Certificates

LGA_19

WATER FALL Cascade spout with individual jets for wall mounting - Champagne (22kt Gold)

IMO

13 425 979

Product version from 10/1/2023





WATER FALL Cascade spout with individual jets for wall mounting -
Champagne (22kt Gold)

IMO

13 425 979

Spare parts list

Product version from 10/1/2023

No.	Item Number	Name	Quantity used	Delivery time
	04 30 31 024 01 90	fixing set	9	2