

Bath cascade spout for wall mounting - Brushed Durabrass (23kt Gold)

SERIES SPECIFIC

13 430 740
Product version from 9/1/2025



- 200mm projection
- cascade
- plate 180 mm x 60 mm
- hole diameter 40 mm
- 1/2" connection
- plug-link mounting
- max. flow 26.5 l/min at 3 bar flow pressure
- WRAS

	Brushed Durabrass (23kt Gold)	13 430 740-28
	Chrome	13 430 740-00
	Brushed Platinum	13 430 740-06
	Platinum	13 430 740-08
	Dark Chrome	13 430 740-19
	Matte Black	13 430 740-33
	Brushed Champagne (22kt Gold)	13 430 740-46
	Champagne (22kt Gold)	13 430 740-47
	Brushed Dark Platinum	13 430 740-99

Required miscellaneous

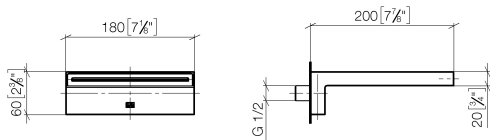
Concealed adapter -

35 080 970-90  
0010

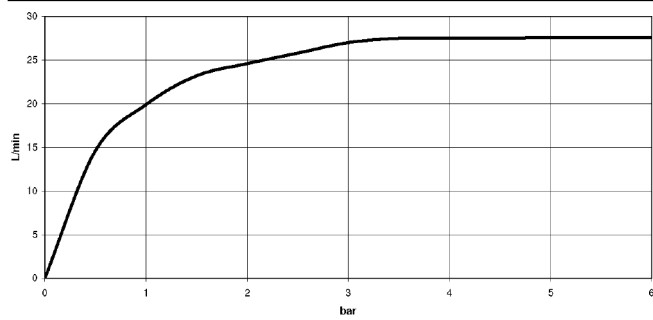


13 430 740 Product version from 9/1/2025

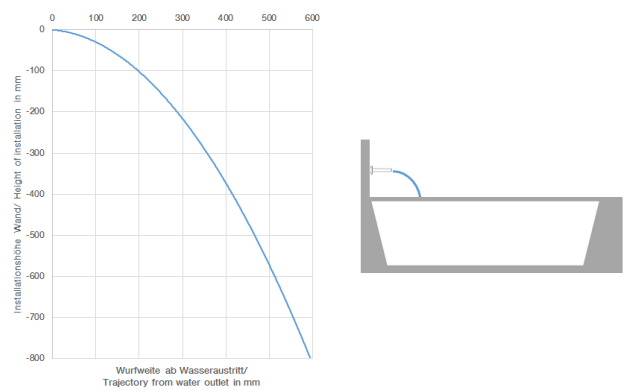
mm [inches]



Flow rate chart



Trajectory diagram



## Codes & Standards

DIN 4109	ISO 3822	Scottish Water Byelaws	UK Water Supply Regulations
----------	----------	---------------------------	--------------------------------

Ü-Zeichen



## Bath cascade spout for wall mounting - Brushed Durabross (23kt Gold)

SERIES SPECIFIC

13 430 740 Product version from 9/1/2025

Certificates and sustainability

LGA\_19

WRAS\_240502



Spare parts list

No.	Item Number	Name	Quantity used	Delivery time
1	04 30 31 014 00 90	fixing set	1.00	2
5	09 11 74 042-28	spout	1.00	20
6	90 29 03 059 00 90	insert	1.00	2
4	09 31 11 144 90	pin	2.00	2
3	90 24 05 008 00 90	nipple set	1.00	2
2	09 17 97 056 90	holder	1.00	2