











META Bath spout without diverter for free-standing assembly - Brushed Chrome

META

13 672 661 Product version up to 5/27/2021



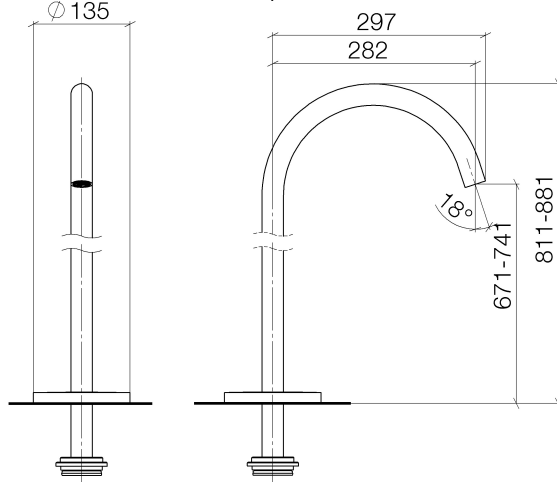
- 282mm projection
- circular normal flow
- total height 811 - 881 mm
- height up to aerator 671 – 741 mm
- slide-on rosettes Ø 135 mm
- max. flow 28.6 l/min at 3 bar flow pressure
- WRAS

	Brushed Chrome	13 672 661-93
	Chrome	13 672 661-00
	Brushed Platinum	13 672 661-06
	Dark Chrome	13 672 661-19
	Light Gold	13 672 661-26
	Brushed Light Gold	13 672 661-27
	Matte Black	13 672 661-33
	Brushed Dark Brass	13 672 661-39
	Brushed Bronze	13 672 661-42
	Brushed Dark Platinum	13 672 661-99

META Bath spout without diverter for free-standing assembly - Brushed Chrome

META

13 672 661 Product version up to 5/27/2021



Flow rate chart



Codes & Standards

ASME A112.18.1	cUPC	DIN 4109	ISO 3822
----------------	------	----------	----------

Scottish Water
Byelaws

UK Water Supply
Regulations

Ü-Zeichen



META Bath spout without diverter for free-standing assembly - Brushed Chrome

META

13 672 661 Product version up to 5/27/2021

Certificates and sustainability

LGA_18

IAPMO_4976

WRAS_250402

META Bath spout without diverter for free-standing assembly - Brushed Chrome

META

13 672 661 Product version up to 5/27/2021

Parts for other
finishes can be found
here: [Chrome](#)



Spare parts list

No.	Item Number	Name	Quantity used	Delivery time
2	09 29 03 127 90	aerator	1.00	60
3	09 14 10 101 90	seal	1.00	2
5	09 14 10 084 90	seal	1.00	2
4	09 27 85 003-93	rosette	1.00	20
1	04 30 09 027 00 90	key	1.00	2