

## LISSÉ Deck-mounted basin spout without pop-up waste - Brushed Platinum








LISSÉ

13 700 845 Product version from 3/13/2017

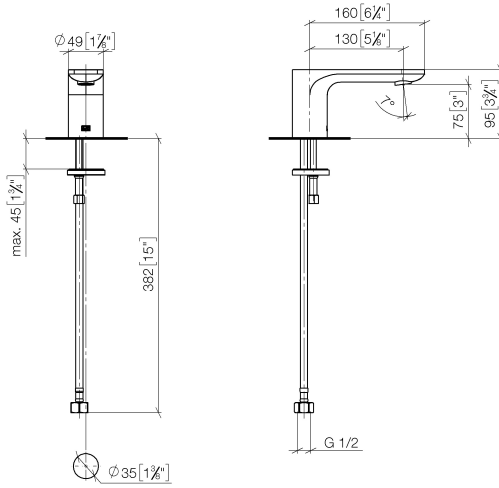


- 130mm projection
- fixed spout
- circular, air-enriched flow
- height of mixer 95 mm
- height up to aerator 75 mm
- hole diameter 35 mm
- 1/2" connection
- max. flow 5.7 l/min
- lead-free
- This product can help a building meet the requirements of Green Building Rating Systems, e.g. LEED®, BREEAM®, DGNB
- WRAS

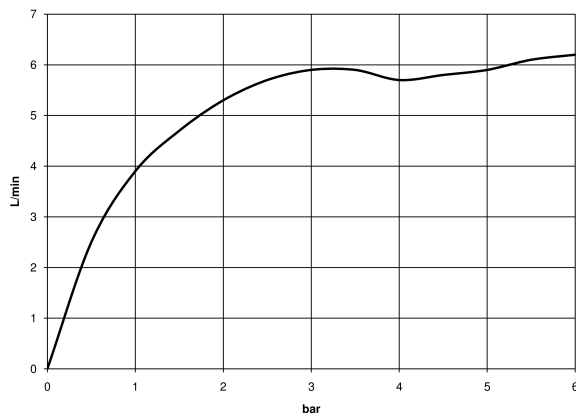
For Touchfree control please order eSet Touchfree  
WITH or WITHOUT temperature adjustment

	Brushed Platinum	13 700 845-06
	Chrome	13 700 845-00
	Dark Chrome	13 700 845-19
	Brushed Light Gold	13 700 845-27
	Matte Black	13 700 845-33
	Brushed Chrome	13 700 845-93
	Brushed Dark Platinum	13 700 845-99

mm [inches]



### Flow rate chart



### Codes & Standards

ASME A112.18.1/CSA B125.1	DIN 4109	ISO 3822	NSF/ANSI 372
NSF/ANSI/CAN 61	NSF372	NSF61	Ü-Zeichen



## LISSE Deck-mounted basin spout without pop-up waste - Brushed Platinum

LISSE

13 700 845 Product version from 3/13/2017

### Certificates

LGA\_29

IAPMO\_N-4

IAPMO\_6

Parts for other  
finishes can be found  
here: [Chrome](#)



## Spare parts list

No.	Item Number	Name	Quantity used	Delivery time
1	90 11 84 015 00-06	spout	1	-
Spare part can no longer be ordered, please order the replacement item				
2	90 14 10 060 00 90	seal	1	2
3	09 31 20 065 90	plug	1	2
4	04 30 04 019 00 90	hose	1	2
5	09 31 11 012 90	pin	1	2
6	04 30 11 038 75 90	fixing set	1	2