

LISSÉ Deck-mounted basin spout without pop-up waste - Brushed Chrome





LISSÉ

13 700 845



- 130mm projection
- fixed spout
- circular, air-enriched flow
- height of mixer 95 mm
- height up to aerator 75 mm
- hole diameter 35 mm
- 1/2" connection
- max. flow 5.7 l/min
- lead-free
- This product can help a building meet the requirements of Green Building Rating Systems, e.g. LEED®, BREEAM®, DGNB

For Touchfree control please order eSet Touchfree
WITH or WITHOUT temperature adjustment

	Brushed Chrome	13 700 845-93
	Chrome	13 700 845-00
	Dark Chrome	13 700 845-19
	Matte Black	13 700 845-33

13 700 845

mm [inches]



Flow rate chart



Codes & Standards

ASME
A112.18.1/CSA
B125.1

NSF/ANSI 372

NSF/ANSI/CAN
61



LISSE Deck-mounted basin spout without pop-up waste - Brushed Chrome

LISSE

13 700 845

Certificates

LGA_29120. IAPMO_N-4976. IAPMO_4976 (2). WRAS_1909064. IAPMO_6397.

13 700 845

Parts for other
finishes can be found
here: [Chrome](#)



Spare parts list

No.	Item Number	Name	Quantity used	Delivery time
1	90 11 84 015 00-93	spout	1	20
2	90 14 10 060 00 90	seal	1	2
3	09 31 20 065 90	plug	1	2
4	04 30 04 019 00 90	hose	1	2
5	09 31 11 012 90	pin	1	2
6	04 30 11 038 75 90	fixing set	1	2