







CL.1 Deck-mounted basin spout without pop-up waste - Brushed Champagne (22kt Gold)

13 715 705 Product version from 7/1/2021

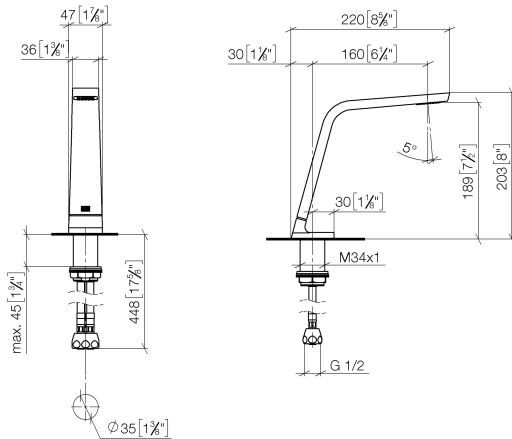


- 160mm projection
- fixed spout
- rectangular spray pattern with 40 individual jets
- height of mixer 204 mm
- height up to aerator 190 mm
- hole diameter 35 mm
- 2x screw-in M 10 x 1 pressure hose, leak-tested
- 1/2" connection
- max. flow 4 l/min
- lead-free
- This product can help a building meet the requirements of Green Building Rating Systems, e.g. LEED®, BREEAM®, DGNB
- WRAS

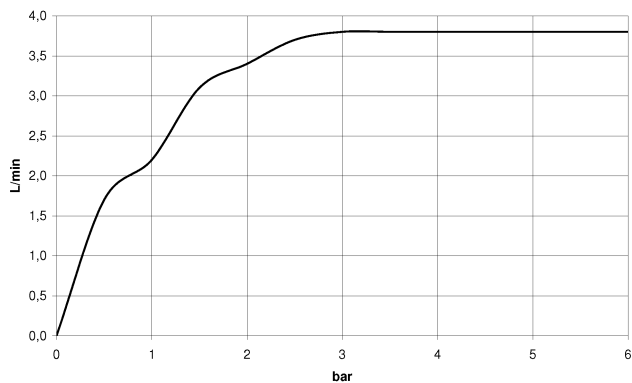
	Brushed Champagne (22kt Gold)	13 715 705-46
	Chrome	13 715 705-00
	Brushed Platinum	13 715 705-06
	Dark Chrome	13 715 705-19
	Champagne (22kt Gold)	13 715 705-47
	Brushed Dark Platinum	13 715 705-99

CL.1 Deck-mounted basin spout without pop-up waste - Brushed Champagne (22kt Gold)

13 715 705 Product version from 7/1/2021
mm [inches]



Flow rate chart



Codes & Standards

ASME A112.18.1	ASME A112.18.1/CSA B125.1	California Energy Commission (CEC)	cUPC
Executive Order no. 1007	NSF/ANSI 372	NSF/ANSI/CAN 61	NSF372
NSF61			



CL.1 Deck-mounted basin spout without pop-up waste - Brushed Champagne
(22kt Gold)

13 715 705 Product version from 7/1/2021

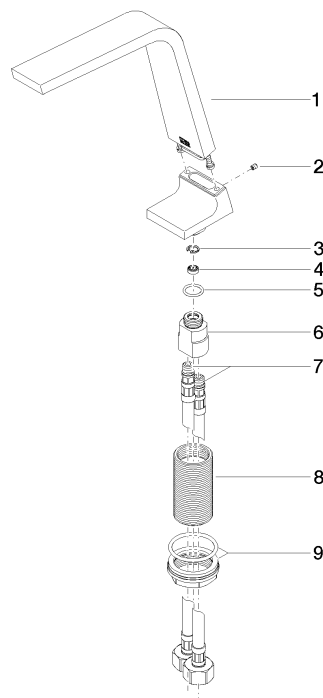
Certificates

GDV_0400	IAPMO_N-4	IAPMO_4976	IAPMO_6
----------	-----------	------------	---------

CL.1 Deck-mounted basin spout without pop-up waste - Brushed Champagne (22kt Gold)

13 715 705 Product version from 7/1/2021

Parts for other
finishes can be found
here: [Chrome](#)



Spare parts list

No.	Item Number	Name	Quantity used	Delivery time
1	90 11 70 003 00-46	spout	1	30
2	09 31 11 044 90	pin	1	2
3	09 16 01 016 90	ring	1	2
4	09 23 01 034 90	flow reducer	1	2
5	09 14 10 130 90	seal	1	2
6	09 11 10 055 10 90	connection	1	2
7	04 30 04 019 00 90	hose	2	2
8	09 30 01 208 90	connection	1	2
9	04 23 10 044 06 90	fixing set	1	2