








IMO Bath spout for wall mounting - Brushed Dark Platinum

IMO

13 801 670



- 200mm projection
- rectangular normal flow
- hole diameter 37 mm
- 1/2" connection
- max. flow 25.1 l/min at 3 bar flow pressure
- WRAS

	Brushed Dark Platinum	13 801 670-99
	Chrome	13 801 670-00
	Brushed Platinum	13 801 670-06
	Dark Chrome	13 801 670-19
	Brushed Light Gold	13 801 670-27
	Matte Black	13 801 670-33
	Brushed Chrome	13 801 670-93

Required miscellaneous

Concealed adapter -	35 080 970-90 0010
----------------------------	-----------------------

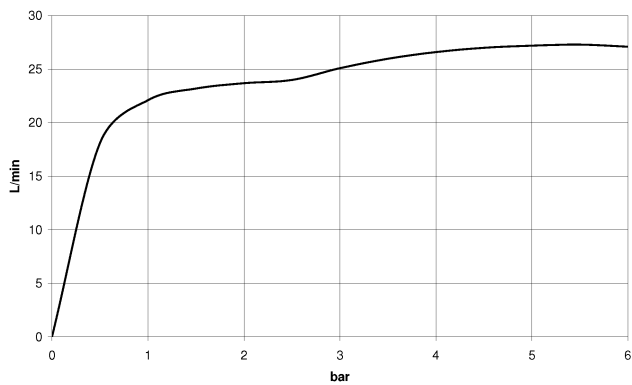


13 801 670

mm [inches]



Flow rate chart



Codes & Standards

Scottish Water
Byelaws

UK Water Supply
Regulations



IMO Bath spout for wall mounting - Brushed Dark Platinum

IMO

13 801 670

Certificates and sustainability

WRAS_2005

13 801 670

