

META SQUARE HOT & COLD WATER DISPENSER - Dark Chrome

17 861 625 Product version from 5/28/2022



- 145mm projection
- rigid, thermally insulated spout
- laminar flow
- height of mixer 249 mm
- height up to laminar flow regulator 184 mm
- hole diameter 35 mm
- provides filtered, hot water up to 93°C
- provides filtered, cold water
- max. flow 2 l/min at 3 bar flow pressure
- ready-to-use control unit for wall mounting (137mm x 159mm x 60mm)
- electronic magnetic valve
- 100-230 V, 50-60 Hz, 18 W power supply unit, incl. country-specific adapter set
- lead-free
- one lever for cold and hot water
- Spout ring cannot be removed.
- This product can help a building meet the requirements of Green Building Rating Systems, e.g. LEED®, BREEAM®, DGNB












NOTE: Not compatible with Reverse Osmosis

A minimum flow pressure of 3 bar is necessary for the HOT & COLD WATER DISPENSER to work perfectly in conjunction with a hot water tank and filter.

The installation must be above a kitchen sink.

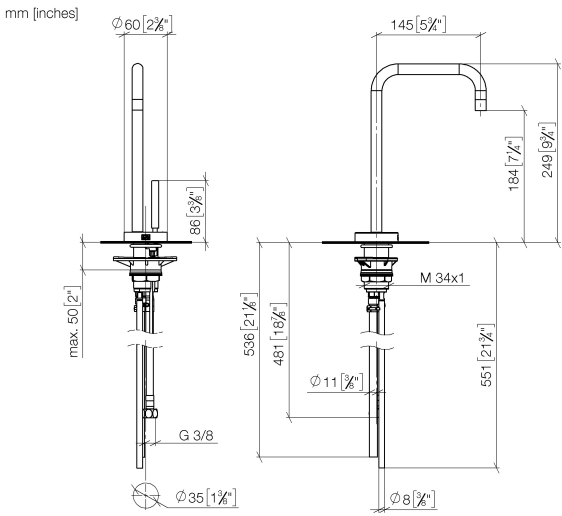
The filter cartridge must be changed every six months. The installation instructions contain further information for guidance.

Detailed planning information and technical data can be found at www.dornbracht.com/professional

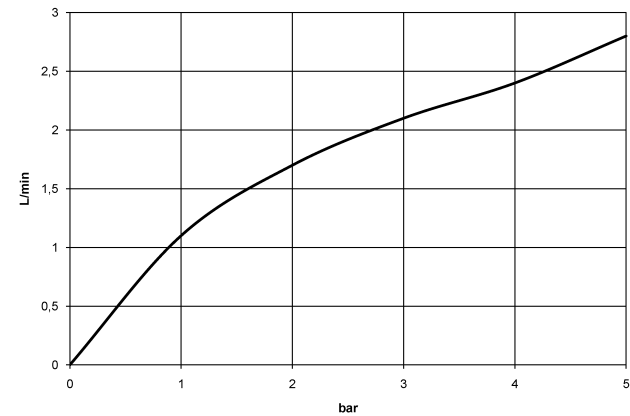
| | | |
|---|-------------------------------|---------------|
|  | Dark Chrome | 17 861 625-19 |
|  | Chrome | 17 861 625-00 |
|  | Brushed Platinum | 17 861 625-06 |
|  | Platinum | 17 861 625-08 |
|  | Durabrand (23kt Gold) | 17 861 625-09 |
|  | Brushed Durabrand (23kt Gold) | 17 861 625-28 |
|  | Matte Black | 17 861 625-33 |
|  | Brushed Champagne (22kt Gold) | 17 861 625-46 |
|  | Champagne (22kt Gold) | 17 861 625-47 |
|  | Brushed Chrome | 17 861 625-93 |
|  | Brushed Dark Platinum | 17 861 625-99 |

META SQUARE HOT & COLD WATER DISPENSER - Dark Chrome

17 861 625 Product version from 5/28/2022



Flow rate chart



Codes & Standards

| | | | |
|--------|--------------------------|---------------------------|------------------------------------|
| ADA | ASME A112.18.1 | ASME A112.18.1/CSA B125.1 | California Energy Commission (CEC) |
| cUPC | Executive Order no. 1007 | NSF/ANSI 372 | NSF/ANSI/CAN 61 |
| NSF372 | NSF61 | | |



META SQUARE HOT & COLD WATER DISPENSER - Dark Chrome

17 861 625 Product version from 5/28/2022

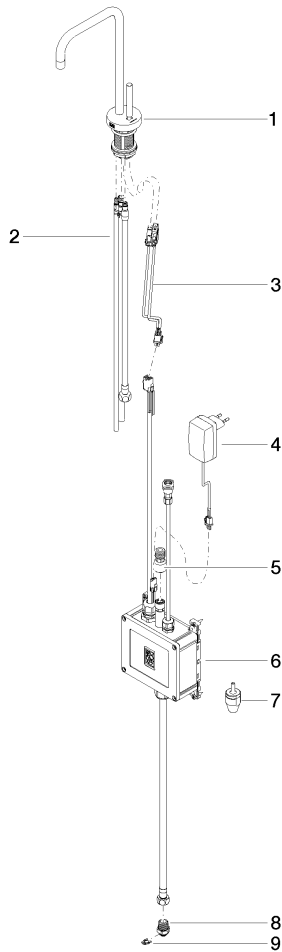
Certificates

| | | | |
|-----------|------------|----------|---------|
| IAPMO_N-4 | IAPMO_4976 | GDV_0400 | IAPMO_6 |
|-----------|------------|----------|---------|

META SQUARE HOT & COLD WATER DISPENSER - Dark Chrome

17 861 625 Product version from 5/28/2022

Parts for other
finishes can be found
here: [Chrome](#)



Spare parts list

| No. | Item Number | Name | Quantity used | Delivery time |
|-----|--------------------|------------------------|---------------|---------------|
| 1 | 90 17 85 100 02-19 | fitting | 1 | 20 |
| 2 | 90 30 04 067 00 90 | hose | 1 | 2 |
| 3 | 90 10 01 048 00 90 | electronic accessories | 1 | 2 |
| 4 | 04 10 01 246 00 90 | electronic accessories | 1 | 2 |
| 5 | 12 866 970 90 | adaptor | 1 | 2 |
| 6 | 90 11 11 064 01 90 | electronic accessories | 1 | 2 |
| 7 | 90 24 04 291 00 90 | insert | 1 | 2 |
| 8 | 09 24 04 293 90 | nipple | 1 | 2 |
| 9 | 09 16 01 045 90 | ring | 1 | 2 |