



- 142mm projection
- pivotable spout 360°
- laminar flow
- height of mixer 250 mm
- height up to laminar flow regulator 227 mm
- hole diameter 35 mm
- provides filtered, hot water up to 93°C
- Provides filtered water
- max. flow 3.8 l/min at 3 bar flow pressure
- mechanical valve
- lead-free
- lever
- This product can help a building meet the requirements of Green Building Rating Systems, e.g. LEED®, BREEAM®, DGNB

A minimum flow pressure of 3 bar is necessary for the HOT & COLD WATER DISPENSER to work perfectly in conjunction with a hot water tank and filter.

Compatible with standard filtration systems or chillers with 1/4" compression connection.

The installation must be above a kitchen sink.











The filter cartridge must be changed every six months. The installation instructions contain further information for guidance.

Detailed planning information and technical data can be found at www.dornbracht.com/professional

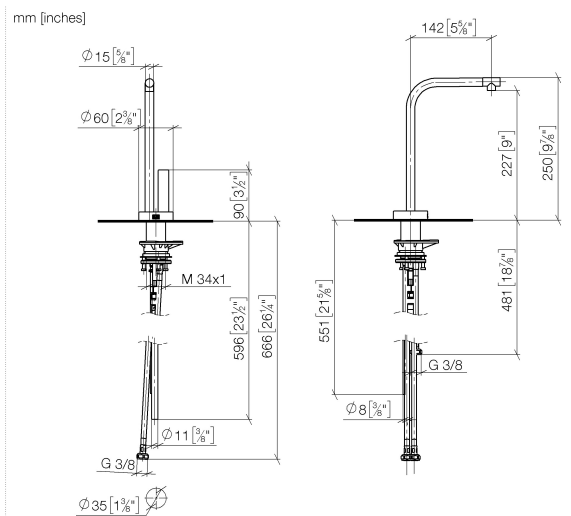
NOTE: Not compatible with Reverse Osmosis

Not compatible with reverse osmosis filtration

Provides constantly boiling water by turning the lever forward – version without scalding protection.

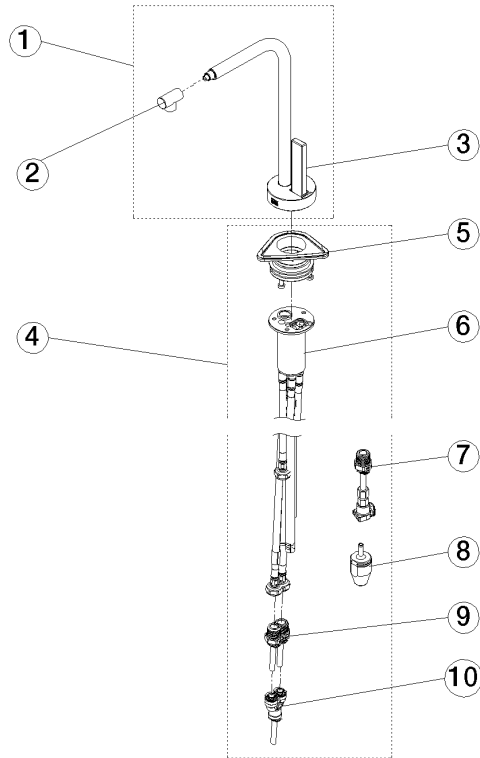
	Brushed Durabrass (23kt Gold)	17 871 790-28
	Chrome	17 871 790-00
	Brushed Platinum	17 871 790-06
	Platinum	17 871 790-08
	Dark Chrome	17 871 790-19
	Brushed Bronze	17 871 790-42
	Brushed Champagne (22kt Gold)	17 871 790-46
	Champagne (22kt Gold)	17 871 790-47
	Brushed Chrome	17 871 790-93
	Brushed Dark Platinum	17 871 790-99

17 871 790 Product version from 3/1/2025



17 871 790 Product version from 3/1/2025

Parts for other
finishes can be found
here: Chrome



Spare parts list

No.	Item Number	Name	Quantity used	Delivery time
1	90 17 87 179 00-28	spout	1.00	20
5	90 30 10 057 00 90	fixing set	1.00	2
3	90 20 87 028 00-28	handle	1.00	20
9	90 24 04 293 01 90	hose	1.00	2
2	90 17 11 048 00-28	aerator	1.00	20
4	90 17 87 179 01 90	set	1.00	2
10	90 24 04 364 00 90	adaptor	1.00	2
6	90 30 01 220 00 90	hose	1.00	2
8	90 24 04 291 00 90	insert	1.00	2
7	90 24 04 293 00 90	adaptor	1.00	2