

VAIA Two-hole bridge mixer for rinsing/Profi spray - Brushed Bronze



VAIA

19 815 809 Product version from 7/1/2023



- 241mm projection
- pivotable spout 360°
- air-enriched flow
- max. flow 5.7 l/min at 3 bar flow pressure
- lead-free
- This product can help a building meet the requirements of Green Building Rating Systems, e.g. LEED®, BREEAM®, DGNB

Two-hole mixer for combining with rinsing/Profi spray only

| | | |
|---|--------------------------------|--------------------|
|  | Brushed Bronze | 19 815 809-42 0010 |
|  | Chrome | 19 815 809-00 0010 |
|  | Brushed Platinum | 19 815 809-06 0010 |
|  | Platinum | 19 815 809-08 0010 |
|  | Durabronze (23kt Gold) | 19 815 809-09 0010 |
|  | Dark Chrome | 19 815 809-19 0010 |
|  | Brushed Durabronze (23kt Gold) | 19 815 809-28 0010 |
|  | Matte Black | 19 815 809-33 0010 |
|  | Brushed Champagne (22kt Gold) | 19 815 809-46 0010 |
|  | Champagne (22kt Gold) | 19 815 809-47 0010 |
|  | Brushed Chrome | 19 815 809-93 0010 |
|  | Brushed Dark Platinum | 19 815 809-99 0010 |

Recommended miscellaneous

**VAIA Dispenser with rosette -
Brushed Bronze**

82 434 809-42



Recommended miscellaneous

**VAIA AIR SWITCH Control button -
Brushed Bronze**

10 713 809-42

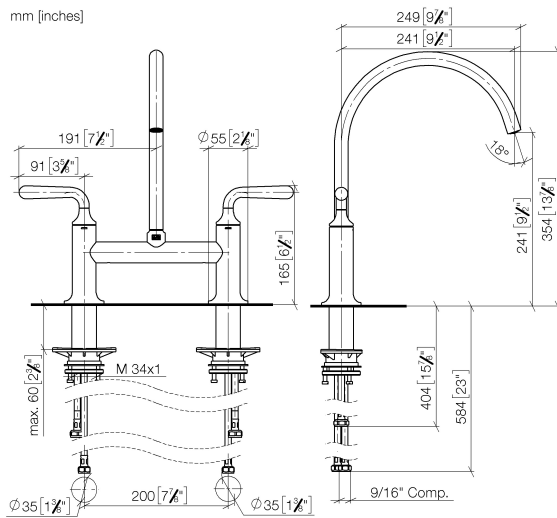


VAIA Two-hole bridge mixer for rinsing/Profi spray - Brushed Bronze

VAIA

19 815 809 Product version from 7/1/2023

mm [inches]



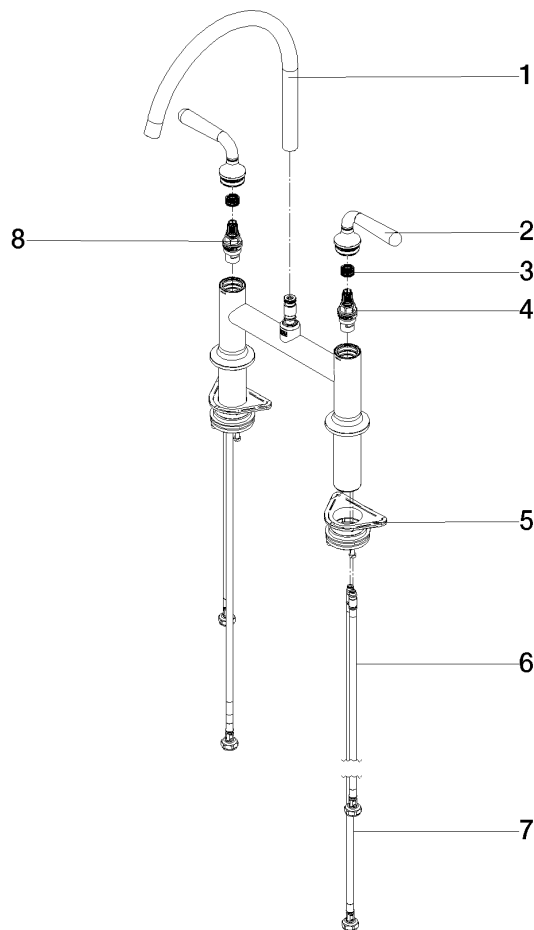
Codes & Standards

| | | | |
|----------------|------------------------------------|------|--------|
| ASME A112.18.1 | California Energy Commission (CEC) | cUPC | NSF372 |
| NSF61 | | | |

Certificates and sustainability

| | | |
|------------|--------------|------------|
| IAPMO_4976 | IAPMO_N-4976 | IAPMO_6397 |
|------------|--------------|------------|

Parts for other
finishes can be found
here: [Chrome](#)



Spare parts list

| No. | Item Number | Name | Quantity used | Delivery time |
|-----|--------------------|------------|---------------|---------------|
| 5 | 04 30 11 040 00 90 | fixing set | 2.00 | 2 |
| 3 | 90 12 12 232 00 90 | fixing cap | 2.00 | 2 |
| 2 | 90 20 80 057 00-42 | handle | 2.00 | 30 |
| 7 | 04 30 04 103 00 90 | hose | 2.00 | 2 |
| 4 | 90 90 03 130 00 90 | top | 1.00 | 2 |
| 6 | 04 30 04 100 00 90 | hose | 2.00 | 2 |
| 8 | 90 90 03 131 00 90 | top | 1.00 | 2 |
| 1 | 90 28 22 396 01-42 | spout | 1.00 | 30 |