







CL.1 Deck valve anti-clockwise closing hot - Chrome

CL.1

20 000 706    Product version from 3/9/2015



- hole diameter valve 32 mm
- rosette 60 x 60 mm
- with hot marking
- WRAS

	Chrome	20 000 706-00
	Brushed Platinum	20 000 706-06
	Dark Chrome	20 000 706-19
	Brushed Champagne (22kt Gold)	20 000 706-46
	Champagne (22kt Gold)	20 000 706-47
	Brushed Dark Platinum	20 000 706-99

## CL.1 Deck valve anti-clockwise closing hot - Chrome

CL.1

20 000 706 Product version from 3/9/2015

mm [inches]



### Flow rate chart



### Codes & Standards

ADA	ASME A112.18.1	cUPC	DIN 4109
ISO 3822	Scottish Water Byelaws	UK Water Supply Regulations	Ü-Zeichen



## CL.1 Deck valve anti-clockwise closing hot - Chrome

---

CL.1

20 000 706 Product version from 3/9/2015

### Certificates and sustainability

---

IAPMO\_4976

WRAS\_2103

LGA\_28

## CL.1 Deck valve anti-clockwise closing hot - Chrome

CL.1

20 000 706 Product version from 3/9/2015

Parts for other  
finishes can be found  
here: Brushed  
Platinum



### Spare parts list

No.	Item Number	Name	Quantity used	Delivery time
5	04 17 11 023 10 90	distributor	1.00	2
2	04 17 11 058 32 90	side panel	1.00	2
3	90 90 03 132 00 90	top	1.00	2
8	09 23 10 012 90	nut	1.00	2
7	09 30 11 059 90	disc	1.00	2
4	04 23 10 032 78 90	fixing set	1.00	2
1	90 20 70 051 05-00	handle ( hot )	1.00	10
6	90 23 30 040 00-00	threaded connector	1.00	10