

MEM Three-hole basin mixer with pop-up waste - Platinum






MEM

20 705 782



- 165mm projection
- fixed spout
- rectangular, air-enriched flow
- height of mixer 144 mm
- height up to aerator 78 mm
- hole diameter spout 35 mm
- hole diameter valve 32 mm
- rosette 60 x 60 mm
- 2x screw-in M 10 x 1 pressure hose, leak-tested
- max. flow 4.5 l/min
- lead-free
- This product can help a building meet the requirements of Green Building Rating Systems, e.g. LEED®, BREEAM®, DGNB

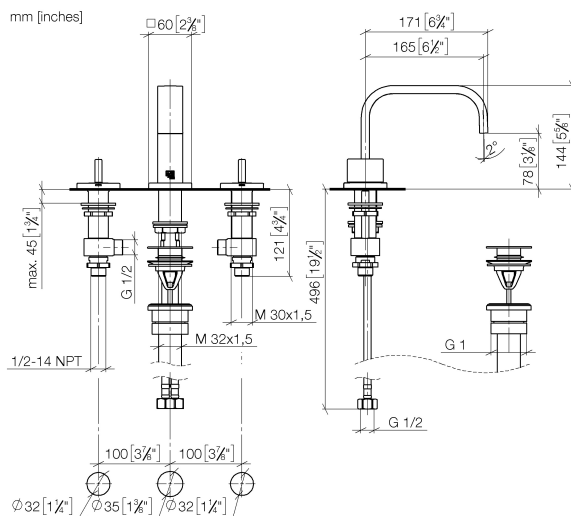
Only suitable for basins with an overflow.

| | | |
|---|-----------------------------------|--------------------|
|  | Platinum | 20 705 782-08 0010 |
|  | Chrome | 20 705 782-00 0010 |
|  | Brushed Platinum | 20 705 782-06 0010 |
|  | Dark Chrome | 20 705 782-19 0010 |
|  | Brushed Durabronze (23kt Gold) | 20 705 782-28 0010 |
|  | Brushed Dark Platinum | 20 705 782-99 0010 |

MEM Three-hole basin mixer with pop-up waste - Platinum

MEM

20 705 782



Codes & Standards

| | | | |
|----------------|----------------|------------------------------------|------------|
| ADA | ASME A112.18.1 | California Energy Commission (CEC) | cUPC |
| EPA WaterSense | NSF372 | NSF61 | WaterSense |



Certificates and sustainability

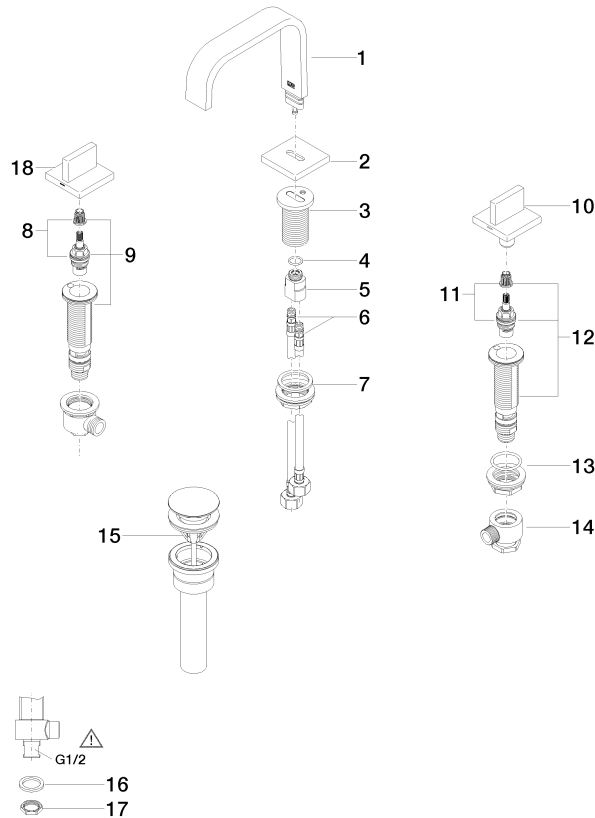
| | | | |
|------------|------------|------------|--------------|
| IAPMO_6397 | IAPMO_8834 | IAPMO_4976 | IAPMO_N-4976 |
|------------|------------|------------|--------------|

MEM Three-hole basin mixer with pop-up waste - Platinum

MEM

20 705 782

Parts for other
finishes can be found
here: [Chrome](#)



Spare parts list

| No. | Item Number | Name | Quantity used | Delivery time |
|-----|--------------------|-------------------------------|---------------|---------------|
| 16 | 09 30 11 059 90 | disc | 2.00 | 2 |
| 3 | 09 11 10 054 10 90 | connection | 1.00 | 2 |
| 18 | 90 20 78 002 05-08 | handle (hot) | 1.00 | 40 |
| 12 | 04 17 11 058 53 90 | side panel | 1.00 | 2 |
| 9 | 04 17 11 058 52 90 | side panel | 1.00 | 2 |
| 13 | 04 23 10 032 78 90 | fixing set | 2.00 | 2 |
| 2 | 09 27 78 034-08 | rosette | 1.00 | 40 |
| 8 | 90 90 03 152 00 90 | top | 1.00 | 2 |
| 14 | 04 17 11 023 10 90 | distributor | 2.00 | 2 |
| 4 | 09 14 10 130 90 | seal | 1.00 | 2 |
| 7 | 04 23 10 009 01 90 | fixing set | 1.00 | 2 |
| 6 | 04 30 04 019 00 90 | hose | 2.00 | 2 |
| 17 | 09 23 10 012 90 | nut | 2.00 | 2 |
| 1 | 90 28 22 360 00-08 | spout | 1.00 | 40 |
| 11 | 90 90 03 153 00 90 | top | 1.00 | 2 |
| 15 | 10 125 970-08 0010 | Basin Waste 1 1/4" - Platinum | 1.00 | 40 |
| 10 | 90 20 78 002 04-08 | handle (cold) | 1.00 | 40 |
| 5 | 09 11 10 055 10 90 | connection | 1.00 | 2 |