

MEM Three-hole basin mixer with pop-up waste - Dark Chrome

MEM

20 713 782



- 165mm projection
- 1 1/4" pop-up waste
- fixed spout
- rectangular, air-enriched flow
- height of mixer 277 mm
- height up to aerator 170 mm
- hole diameter spout 35 mm
- hole diameter valve 32 mm
- rosette 60 x 60 mm
- 2x screw-in M 10 x 1 pressure hose, leak-tested
- max. flow 4.5 l/min
- lead-free
- This product can help a building meet the requirements of Green Building Rating Systems, e.g. LEED®, BREEAM®, DGNB

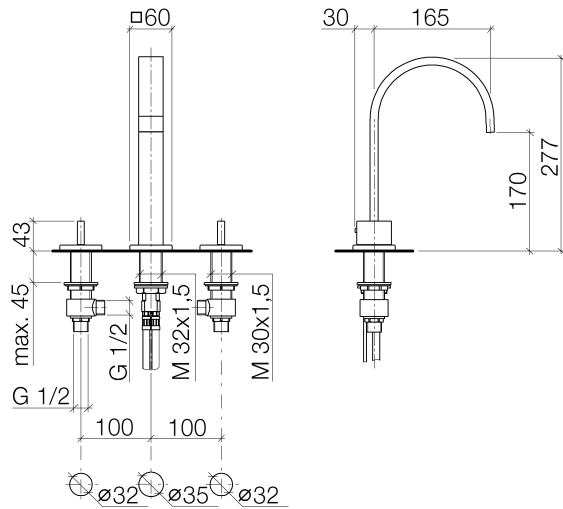
Only suitable for basins with an overflow.

	Dark Chrome	20 713 782-19 0010
	Chrome	20 713 782-00 0010
	Brushed Platinum	20 713 782-06 0010
	Platinum	20 713 782-08 0010
	Brushed Durabronze (23kt Gold)	20 713 782-28 0010
	Brushed Champagne (22kt Gold)	20 713 782-46 0010
	Champagne (22kt Gold)	20 713 782-47 0010
	Brushed Dark Platinum	20 713 782-99 0010

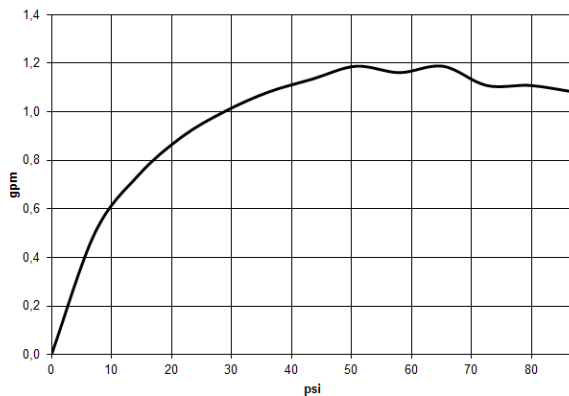
MEM Three-hole basin mixer with pop-up waste - Dark Chrome

MEM

20 713 782



Flow rate chart



Codes & Standards

ADA	ASME A112.18.1/CSA B125.1	California Energy Commission (CEC)	NSF/ANSI 372
NSF/ANSI/CAN 61	NSF372	NSF61	



MEM Three-hole basin mixer with pop-up waste - Dark Chrome

MEM

20 713 782

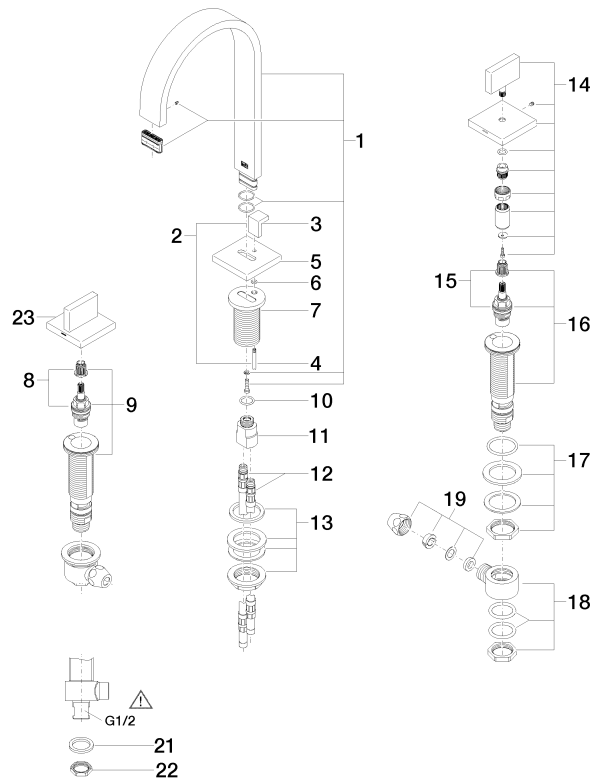
Certificates

IAPMO_N-4

IAPMO_6

20 713 782

Parts for other
finishes can be found
here: [Chrome](#)



20 Atlas/Spurteil 14.11.01.023.00-R



MEM Three-hole basin mixer with pop-up waste - Dark Chrome

MEM

20 713 782

Spare parts list