








## IMO Single-lever bath mixer with stand pipe for free-standing assembly with hand shower set - Dark Chrome

IMO

25 863 671



- 279mm projection
- spout: cascade
- Hand shower: COMPACT RAIN, max. flow rate 6.8 l/min (at 3 bar)
- bar-type hand shower with anti-scale system
- wall bracket
- automatic bath/shower diverter
- total height 943 - 1013 mm
- stand pipe height 548 - 618 mm
- height up to aerator 891 – 961 mm
- metal shower hose 1250mm with integrated anti-twist protection
- max. flow for complete hand shower set 6.8 l/min
- slide-on rosettes Ø 135 mm

|  |                       |               |
|--|-----------------------|---------------|
|  | Dark Chrome           | 25 863 671-19 |
|  | Chrome                | 25 863 671-00 |
|  | Brushed Platinum      | 25 863 671-06 |
|  | Brushed Light Gold    | 25 863 671-27 |
|  | Matte Black           | 25 863 671-33 |
|  | Brushed Chrome        | 25 863 671-93 |
|  | Brushed Dark Platinum | 25 863 671-99 |

### Required miscellaneous



- Concealed floor mounting -**
- min. recess depth 80 mm
  - max. recess depth 150 mm

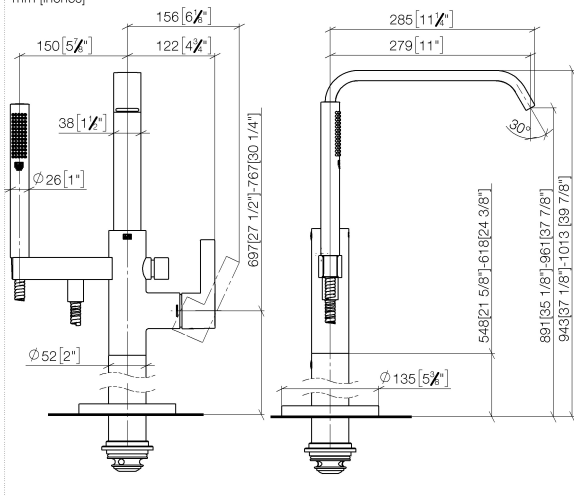
35 949 970-90  
0010

# IMO Single-lever bath mixer with stand pipe for free-standing assembly with hand shower set - Dark Chrome

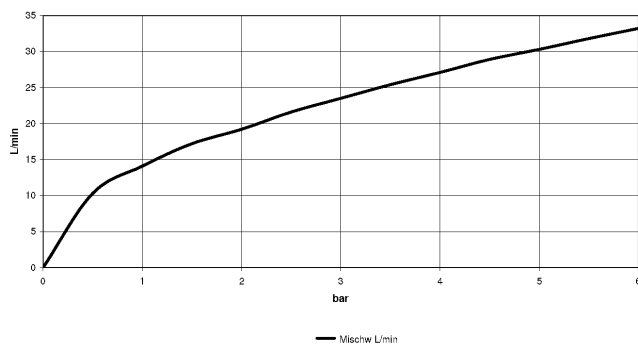
IMO

25 863 671

mm [inches]



## Flow rate chart





## IMO Single-lever bath mixer with stand pipe for free-standing assembly with hand shower set - Dark Chrome

---

IMO

25 863 671



## IMO Single-lever bath mixer with stand pipe for free-standing assembly with hand shower set - Dark Chrome

---

IMO

25 863 671

### **Spare parts list**