

MADISON Showerpipe with shower mixer without hand shower - Brushed Durabrand (23kt Gold)

MADISON

26 632 360







- shower with fixed riser projection 420mm
 - overhead shower: rain flow
 - rain shower Ø 200 mm
 - rain shower with anti-scale system
 - max. rainshower flow 6.8 l/min
 - rotary diverter for fixed-riser shower/hand shower
 - height of fittings up to top edge of elbow 1180mm
 - height of fittings up to rain shower (bottom edge) 1009mm
 - rosette for shower holder Ø 66mm
 - rosette for wall mounting Ø 70mm
 - rosette for shower mixer Ø 60mm
 - gauge 150 mm - 13 mm
 - metal shower hose 1250mm with integrated anti-twist protection
 - 1/2" connection
 - Pipe diameter 20 mm
 - This product reduces water consumption by % (compared to requirements of EPAct '92)
 - This product can contribute to Water Use Reduction in LEED® Green Building Rating
 - This product can help a building meet the requirements of Green Building Rating Systems, e.g. LEED®, BREEAM®, DGNB
- Note: Local building codes may require the use of an anti-scald device. Please refer to remote pressure balance valve (35 910 970 90) Intrinsic protection against back flow.**

NOTE: Hand shower sold separately. Please see hand shower options under the miscellaneous articles section of each series.

Note: Local building codes may require the use of an anti-scald device. Please refer to remote pressure balance valve (35 910 970 90)

Intrinsic protection against back flow.

NOTE: Hand shower sold separately. Please see hand shower options under the miscellaneous articles section of each series.

	Brushed Durabrand (23kt Gold)	26 632 360-28 0010
	Chrome	26 632 360-00 0010
	Brushed Platinum	26 632 360-06 0010
	Platinum	26 632 360-08 0010
	Durabrand (23kt Gold)	26 632 360-09 0010
	Brushed Dark Platinum	26 632 360-99 0010

Required miscellaneous



Concealed adapter - 35 080 970-90
 •please order two adapters (USA only) 0010

Required miscellaneous



MADISON Metal hand shower with porcelain insert (white) 28 002 970-28
FlowReduce - Brushed Durabrand (23kt Gold) 0010

Required miscellaneous



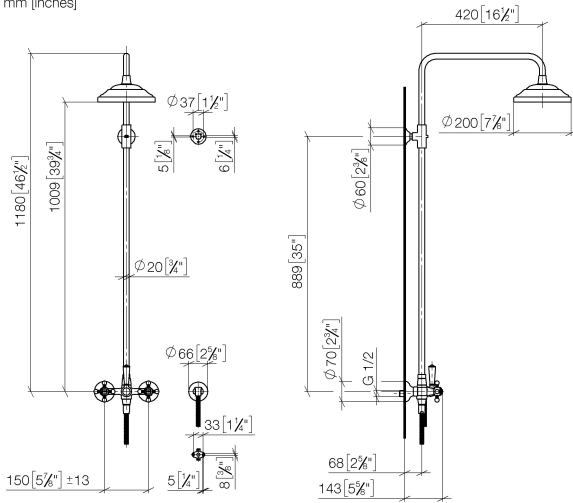
MADISON Hand shower FlowReduce - Brushed Durabrand (23kt Gold) 28 002 978-28
 0010
 •spray head Ø 95mm
 •Hand shower see page {PAGE}
 •Three settings: COMPACT RAIN, COMPACT SOFT FLOW, COMPACT AQUAPRESSURE FLOW, max. flow rate l/min (at 3 bar)



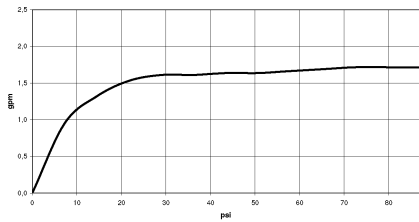
MADISON Showerpipe with shower mixer without hand shower - Brushed
Durabronz (23kt Gold)

MADISON

26 632 360
mm [inches]



Flow rate chart



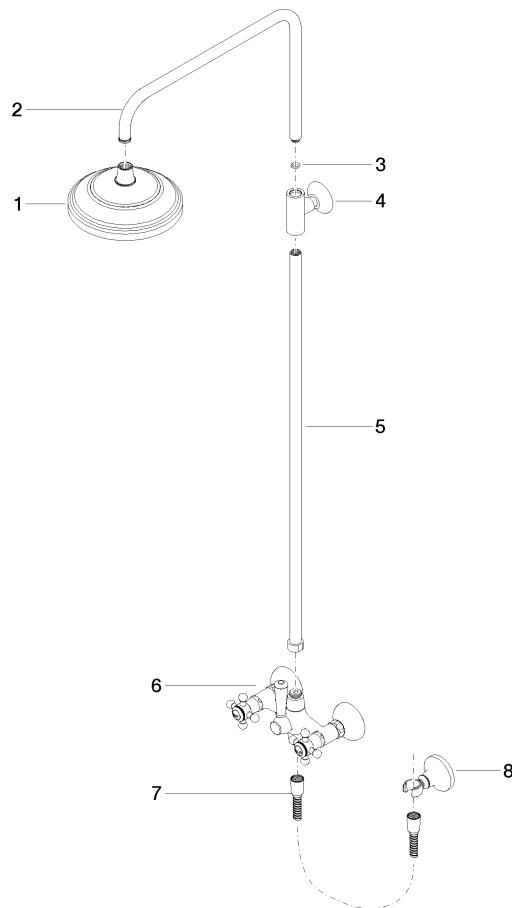
Codes & Standards

California Energy
Commission
(CEC)

MADISON Showerpipe with shower mixer without hand shower - Brushed Durabronz (23kt Gold)

MADISON

26 632 360



Spare parts list

No.	Item Number	Name	Quantity used	Delivery time
1	04 12 05 038 30-28	shower	1	20
2	04 28 22 101 20-28	spout	1	20
3	90 14 10 011 00 90	seal	1	2
4	90 17 11 033 00-28	holder	1	-
Spare part can no longer be ordered, please order the replacement item				
5	90 28 22 096 00-28	pipe	1	20
6	04 17 10 001 00-28	fitting	1	20
7	28 104 970-28	Metal shower hose 1/2" x 1/2" x 1250 mm - Brushed Durabronz (23kt Gold)	1	10
8	28 050 410-28	holder	1	60